

T.Rowe P.F.S.Asian Opp.Eq.F.A(USD) / LU1044871579 / A114WH / T.Rowe Price M. (LU)

Last 05/17/2024 ¹	Region	Branch	Type of yield	Type
16.79 USD	Asia (excl. Japan)	Mixed Sectors	reinvestment	Equity Fund



Risk key figures

SRI 1 2 3 4 5 6 7

Mountain-View Funds Rating² EDA³

▲ ▲ ▲ ▲ ▲ ▲ 77

Yearly Performance

2023	-1.79%
2022	-19.46%
2021	-5.51%
2020	+26.78%
2019	+23.72%

Master data		Conditions		Other figures	
Fund type	Single fund	Issue surcharge	5.00%	Minimum investment	USD 1,000.00
Category	Equity	Planned administr. fee	0.00%	Savings plan	-
Sub category	Mixed Sectors	Deposit fees	0.02%	UCITS / OGAW	Yes
Fund domicile	Luxembourg	Redemption charge	0.00%	Performance fee	0.00%
Tranch volume	(05/17/2024) USD 29.96 mill.	Ongoing charges	-	Redeployment fee	0.00%
Total volume	(05/17/2024) USD 172.55 mill.	Dividends		Investment company	
Launch date	5/21/2014	T.Rowe Price M. (LU)			
KESr report funds	Yes	100 East Pratt Street, MD 21202, Baltimore			
Business year start	01.01.	United States of America			
Sustainability type	-	https://www.troweprice.com			
Fund manager	Jihong Min				

Performance	1M	6M	YTD	1Y	2Y	3Y	5Y	Since start
Performance	+9.81%	+12.91%	+9.60%	+7.22%	+3.83%	-20.43%	+20.88%	+12.53%
Performance p.a.	-	-	-	+7.20%	+1.90%	-7.33%	+3.86%	+1.98%
Sharpe ratio	16.46	1.78	1.69	0.24	-0.11	-0.61	0.00	-0.10
Volatility	12.66%	13.44%	14.25%	14.45%	17.55%	18.35%	19.18%	18.83%
Worst month	-	-4.57%	-4.57%	-6.67%	-11.69%	-11.69%	-12.31%	-12.31%
Best month	-	6.09%	6.09%	6.09%	21.39%	21.39%	21.39%	21.39%
Maximum loss	-1.37%	-7.11%	-6.16%	-13.93%	-24.10%	-42.00%	-43.58%	-

Distribution permission

Austria, Germany, Switzerland

¹ Important note on update status: The displayed date refers exclusively to the calculation of the NAV.

² The Mountain-View Data Fund Rating calculates a comparative ranking for funds using yield, volatility and trend data. For more information visit [MVD Funds Rating](#)

³ Displays the Ethical-Dynamical Ratio calculated according to standard criteria. The maximum value is 100. For more information visit [EDA](#)

T.Rowe P.F.S.Asian Opp.Eq.F.A(USD) / LU1044871579 / A114WH / T.Rowe Price M. (LU)

Investment strategy

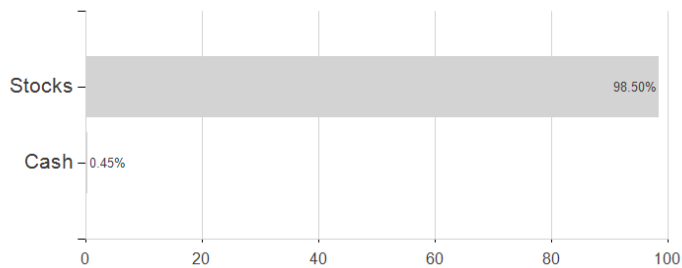
The fund is actively managed and invests mainly in a diversified portfolio of shares of companies in Asia. Although the fund does not have sustainable investment as an objective, the promotion of environmental and social characteristics ("E & S") is achieved through the fund's commitment to maintain at least 10% of the value of its portfolio invested in Sustainable Investments.

Investment goal

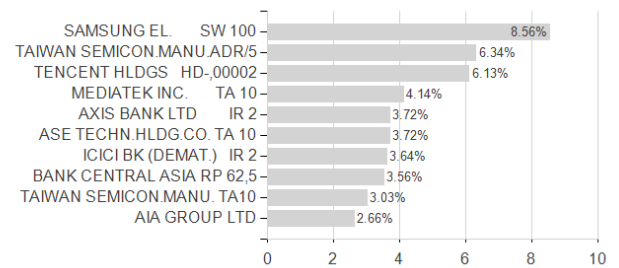
To increase the value of its shares, over the long term, through growth in the value of its investments.

Assessment Structure

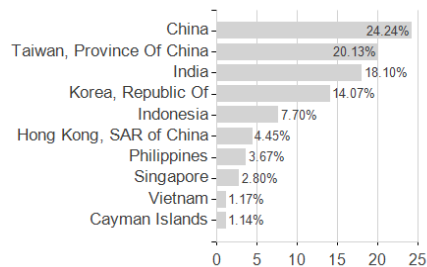
Assets



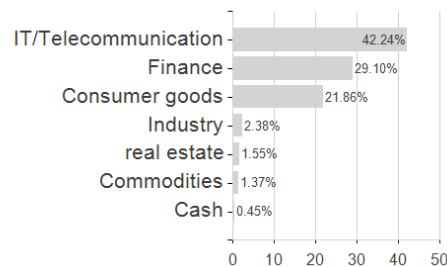
Largest positions



Countries



Branches



Currencies

