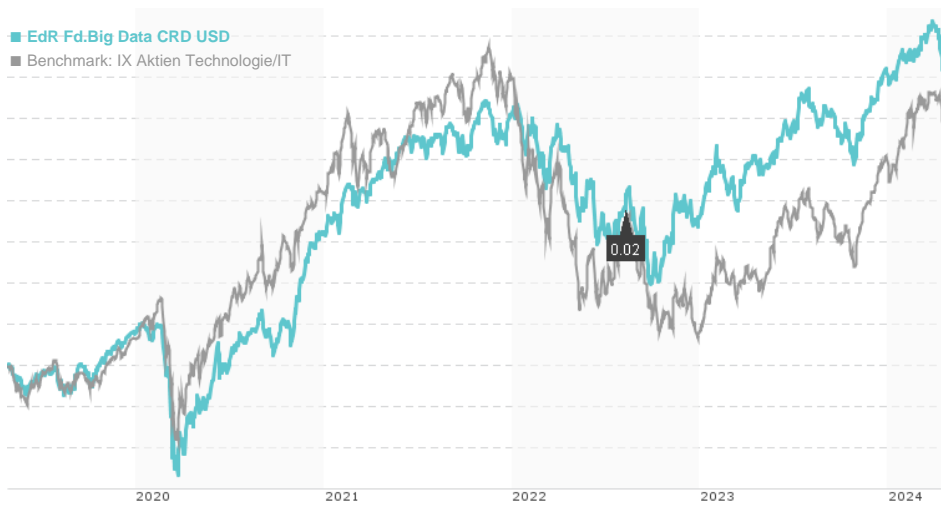


## EdR Fd.Big Data CRD USD / LU1790341074 / A2JL5B / E.d.Roth. AM (LU)

| Last 04/25/2024 <sup>1</sup> | Region    | Branch            | Type of yield   | Type        |
|------------------------------|-----------|-------------------|-----------------|-------------|
| 175.18 USD                   | Worldwide | Sector Technology | paying dividend | Equity Fund |

■ EdR Fd.Big Data CRD USD

■ Benchmark: IX Aktien Technologie/IT



## Risk key figures

SRI 1 2 3 4 5 6 7

Mountain-View Funds Rating<sup>2</sup>EDA<sup>3</sup> 76

## Yearly Performance

|      |         |
|------|---------|
| 2023 | +26.29% |
| 2022 | -15.62% |
| 2021 | +21.35% |
| 2020 | +22.71% |
| 2019 | +27.94% |

| Master data         |  | Conditions                        |          | Other figures      |        |
|---------------------|--|-----------------------------------|----------|--------------------|--------|
| Fund type           | Single fund                                | Issue surcharge                   | 3.00%    | Minimum investment | UNT 1  |
| Category            | Equity                                     | Planned administr. fee            | 0.00%    | Savings plan       | -      |
| Sub category        | Sector Technology                          | Deposit fees                      | 0.30%    | UCITS / OGAW       | Yes    |
| Fund domicile       | Luxembourg                                 | Redemption charge                 | 0.00%    | Performance fee    | 15.00% |
| Tranch volume       | (04/25/2024) EUR 0.777 mill.               | Ongoing charges                   | -        | Redeployment fee   | 0.00%  |
| Total volume        | (04/25/2024) EUR 2,018.09 mill.            | Dividends                         |          | Investment company |        |
| Launch date         | 3/16/2018                                  | 09.08.2022                        | 0.02 USD | E.d.Roth. AM (LU)  |        |
| KESr report funds   | Yes  | 7 Princes Street, EC2R8AQ, London |          |                    |        |
| Business year start | 01.04.                                     | United Kingdom                    |          |                    |        |
| Sustainability type | -  | http://www.daltonsp.com           |          |                    |        |
| Fund manager        | Jacques-Aurélien MARCIREAU,<br>Xiadong BAO |                                   |          |                    |        |

| Performance      | 1M     | 6M      | YTD    | 1Y      | 2Y      | 3Y      | 5Y      | Since start |
|------------------|--------|---------|--------|---------|---------|---------|---------|-------------|
| Performance      | -5.82% | +13.48% | -0.17% | +16.89% | +15.46% | +15.04% | +71.84% | +77.10%     |
| Performance p.a. | -      | -       | -      | +16.84% | +7.44%  | +4.78%  | +11.42% | +9.81%      |
| Sharpe ratio     | -5.19  | 2.33    | -0.44  | 1.16    | 0.22    | 0.06    | 0.41    | 0.34        |
| Volatility       | 10.50% | 10.71%  | 10.06% | 11.21%  | 16.55%  | 15.63%  | 18.40%  | 17.55%      |
| Worst month      | -      | -6.76%  | -6.76% | -6.76%  | -9.31%  | -9.31%  | -15.87% | -15.87%     |
| Best month       | -      | 8.81%   | 4.60%  | 8.81%   | 9.18%   | 9.18%   | 18.09%  | 18.09%      |
| Maximum loss     | -6.76% | -6.76%  | -6.76% | -11.04% | -19.23% | -27.17% | -33.67% | -           |

## Distribution permission

Austria, Germany, Switzerland

<sup>1</sup> Important note on update status: The displayed date refers exclusively to the calculation of the NAV.<sup>2</sup> The Mountain-View Data Fund Rating calculates a comparative ranking for funds using yield, volatility and trend data. For more information visit [MVD Funds Rating](#)

DISCLAIMER: The information on this page are for informational purposes only and should neither an offer to sell nor a solicitation for the purchase of the security or recommendation in favor of the security to be understood. baha GmbH assumes no liability despite thorough searches for the accuracy of the data.

Funds data from: www.mountain-view.com. Fact Sheet created by: www.baha.com

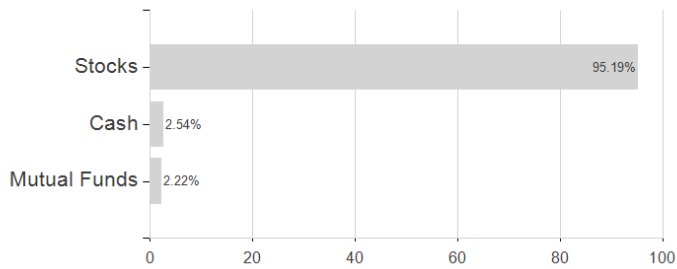
Created: 04/26/2024

## EdR Fd.Big Data CRD USD / LU1790341074 / A2JL5B / E.d.Roth. AM (LU)

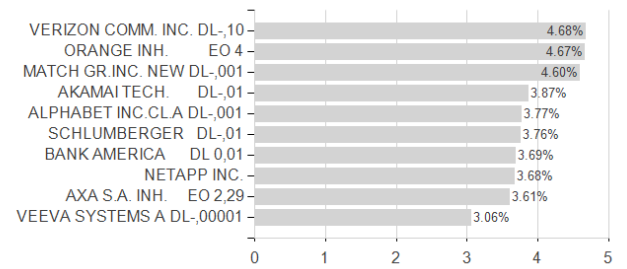
3 Displays the Ethical-Dynamical Ratio calculated according to standard criteria. The maximum value is 100. For more information visit [EDA](#)

### Assessment Structure

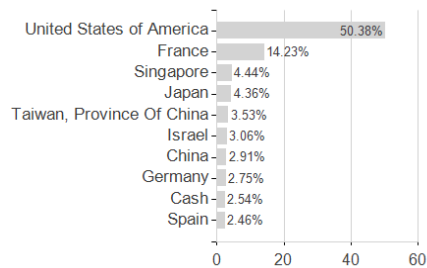
#### Assets



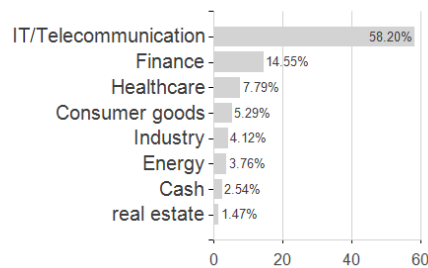
#### Largest positions



#### Countries



#### Branches



#### Currencies

