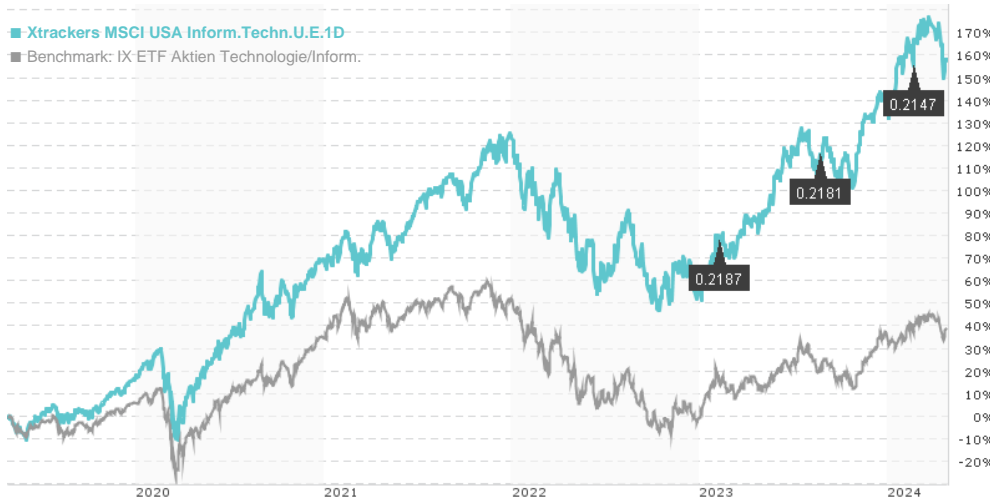


Xtrackers MSCI USA Inform.Techn.U.E.1D / IE00BGQYRS42 / A1W9KD / DWS Investment SA

Last 04/25/2024 ¹	Country	Branch	Type of yield	Type
89.33 USD	United States of America	ETF Stocks	paying dividend	Alternative Investm.



Risk key figures

SRI 1 2 3 4 **5** 6 7

Mountain-View Funds Rating² EDA³

▲▲▲▲▲ 80

Yearly Performance

2023	+55.67%
2022	-30.09%
2021	+31.30%
2020	+45.82%
2019	+50.42%

Master data		Conditions		Other figures	
Fund type	Single fund	Issue surcharge	0.00%	Minimum investment	UNT 1
Category	Equity	Planned administr. fee	0.00%	Savings plan	-
Sub category	ETF Stocks	Deposit fees	0.00%	UCITS / OGAW	Yes
Fund domicile	Ireland	Redemption charge	0.00%	Performance fee	0.00%
Tranch volume	(04/25/2024) USD 1,690.94 mill.	Ongoing charges	-	Redeployment fee	0.00%
Total volume	(03/29/2024) USD 1,674.68 mill.	Dividends		Investment company	
Launch date	9/12/2017	21.02.2024	0.21 USD	DWS Investment SA Mainzer Landstraße 11-17, 60329, Frankfurt am Main Germany https://www.dws.de	
KESt report funds	Yes	23.08.2023	0.22 USD		
Business year start	01.01.	08.02.2023	0.22 USD		
Sustainability type	-	10.08.2022	0.20 USD		
		27.04.2022	0.40 USD		

Fund manager Performance	1M	6M	YTD	1Y	2Y	3Y	5Y	Since start
Performance	-6.21%	+25.70%	+6.27%	+42.32%	+39.63%	+38.39%	+157.96%	+258.14%
Performance p.a.	-	-	-	+42.18%	+18.14%	+11.44%	+20.84%	+21.25%
Sharpe ratio	-2.86	2.87	0.85	2.05	0.56	0.31	0.62	0.67
Volatility	19.89%	18.90%	20.79%	18.79%	25.41%	24.53%	27.48%	25.86%
Worst month	-	-5.51%	-5.51%	-6.84%	-12.01%	-12.01%	-12.01%	-12.01%
Best month	-	13.22%	6.40%	13.22%	13.47%	13.47%	13.97%	13.97%
Maximum loss	-9.21%	-9.64%	-9.64%	-11.72%	-23.07%	-34.78%	-34.78%	-

Distribution permission

Germany, Switzerland

¹ Important note on update status: The displayed date refers exclusively to the calculation of the NAV.

² The Mountain-View Data Fund Rating calculates a comparative ranking for funds using yield, volatility and trend data. For more information visit [MVD Funds Rating](#)

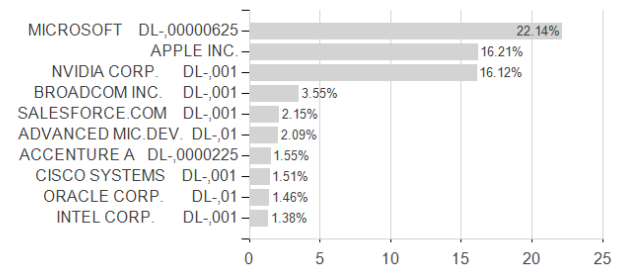
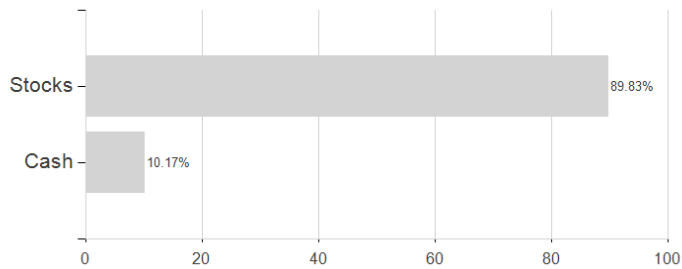
³ Displays the Ethical-Dynamical Ratio calculated according to standard criteria. The maximum value is 100. For more information visit [EDA](#)

Xtrackers MSCI USA Inform.Techn.U.E.1D / IE00BGQYRS42 / A1W9KD / DWS Investment SA

Assessment Structure

Assets

Largest positions



Countries

Branches

Currencies

