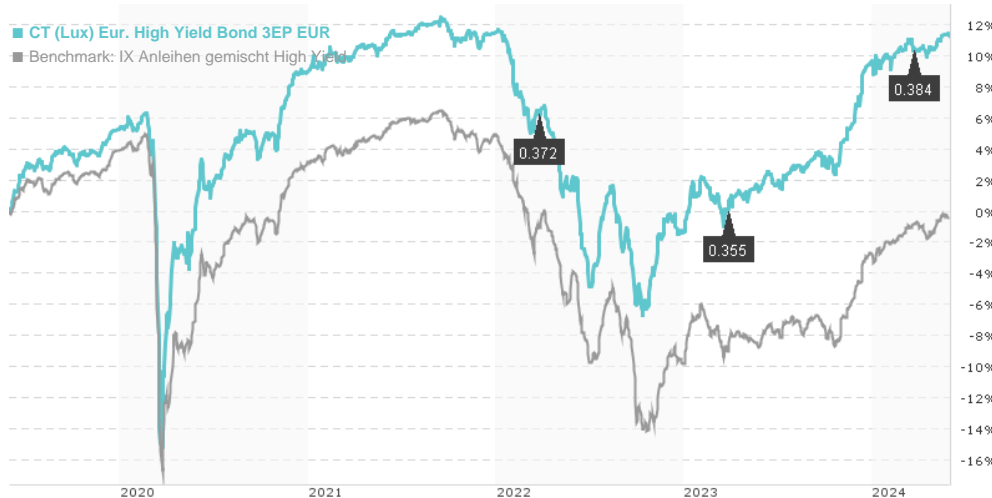


## CT (Lux) Eur. High Yield Bond 3EP EUR / LU1829333506 / A2JN8D / Threadneedle M. (LU)

Last 05/30/2024 <sup>1</sup>	Region	Branch	Type of yield	Type
9.04 EUR	Europe	Bonds: Mixed	paying dividend	Fixed-Income Fund



### Risk key figures

SRI 1 2 3 4 5 6 7

Mountain-View Funds Rating<sup>2</sup> EDA<sup>3</sup>

74

### Yearly Performance

2023	+11.13%
2022	-11.55%
2021	+2.35%
2020	+3.51%
2019	+9.80%

Master data		Conditions		Other figures	
Fund type	Single fund	Issue surcharge	3.00%	Minimum investment	UNT 0
Category	Bonds	Planned administr. fee	0.00%	Savings plan	-
Sub category	Bonds: Mixed	Deposit fees	0.00%	UCITS / OGAW	Yes
Fund domicile	Luxembourg	Redemption charge	0.00%	Performance fee	0.00%
Tranch volume	(05/30/2024) EUR 8.50 mill.	Ongoing charges	-	Redeployment fee	0.00%
Total volume	(05/30/2024) EUR 329.49 mill.	Dividends		Investment company	
Launch date	8/29/2018	22.03.2024	0.38 EUR	Threadneedle M. (LU) 49, avenue J.F. Kennedy, 1855, Luxembourg Luxembourg <a href="https://www.columbiathreadneedle.lu">https://www.columbiathreadneedle.lu</a>	
KESr report funds	Yes	27.03.2023	0.36 EUR		
Business year start	01.04.	25.03.2022	0.37 EUR		
Sustainability type	-	25.03.2021	0.38 EUR		
Fund manager	Gareth Simmons, Roman Gaiser	25.03.2020	0.42 EUR		

Performance	1M	6M	YTD	1Y	2Y	3Y	5Y	Since start
Performance	+0.81%	+4.13%	+1.58%	+9.70%	+8.91%	+0.52%	+11.41%	+47.13%
Performance p.a.	-	-	-	+9.68%	+4.36%	+0.17%	+2.18%	+3.61%
Sharpe ratio	6.07	1.50	0.05	2.05	0.13	-0.87	-0.27	-0.04
Volatility	1.07%	3.15%	2.61%	2.88%	4.51%	4.17%	5.99%	4.65%
Worst month	-	-0.07%	-0.07%	-0.07%	-6.87%	-6.87%	-10.87%	-10.87%
Best month	-	3.36%	2.51%	3.36%	5.12%	5.12%	5.85%	5.85%
Maximum loss	-0.12%	-1.03%	-1.03%	-1.36%	-8.71%	-17.02%	-20.31%	-

### Distribution permission

Austria, Germany, Switzerland

<sup>1</sup> Important note on update status: The displayed date refers exclusively to the calculation of the NAV.

<sup>2</sup> The Mountain-View Data Fund Rating calculates a comparative ranking for funds using yield, volatility and trend data. For more information visit [MVD Funds Rating](#)

<sup>3</sup> Displays the Ethical-Dynamical Ratio calculated according to standard criteria. The maximum value is 100. For more information visit [EDA](#)

## CT (Lux) Eur. High Yield Bond 3EP EUR / LU1829333506 / A2JN8D / Threadneedle M. (LU)

### Investment strategy

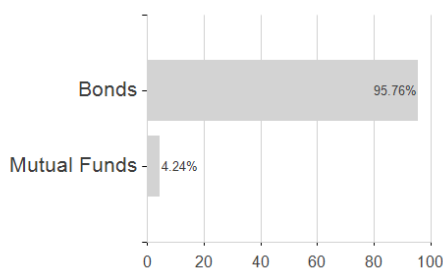
Bonds rated as below investment grade have received lower ratings from international agencies that provide such ratings and are considered riskier than higher rated bonds but typically pay a higher income. The Fund may use derivatives (complex instruments) for hedging purposes and may also invest in asset classes and instruments different from those stated above. The Fund is actively managed in reference to the ICE BofA European Currency High Yield Excluding Subordinated Financials Constrained Index. The index is broadly representative of the securities in which the Fund invests, and provides a suitable target benchmark against which Fund performance will be measured and evaluated over time. The index is not designed to specifically consider environmental or social characteristics. The fund manager has discretion to select investments with weightings different to the index, and that are not in the index, and the Fund may display significant divergence from the index. The Fund promotes environmental and social characteristics by integrating a range of responsible investment measures into the investment process, and ensures that the companies it invests in follow good governance practices.

### Investment goal


The Fund aims to provide income with the potential to grow the amount you invested over the medium to long term. The Fund invests at least two-thirds of its assets in below investment grade bonds (which are similar to a loan and pay a fixed or variable interest rate) priced in Euros or Sterling and issued by companies in Europe, including the UK, or companies that have significant operations there.

### Assessment Structure

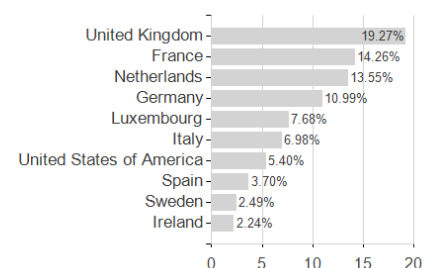
#### Assets



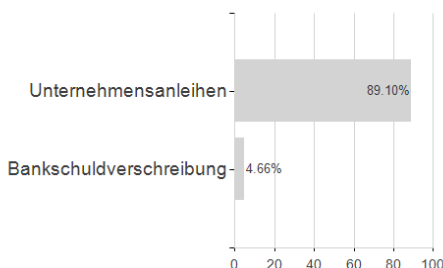
#### Largest positions



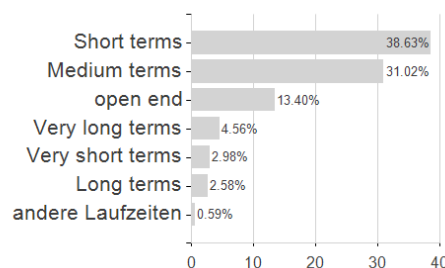
#### Countries



#### Issuer



#### Duration



#### Currencies

