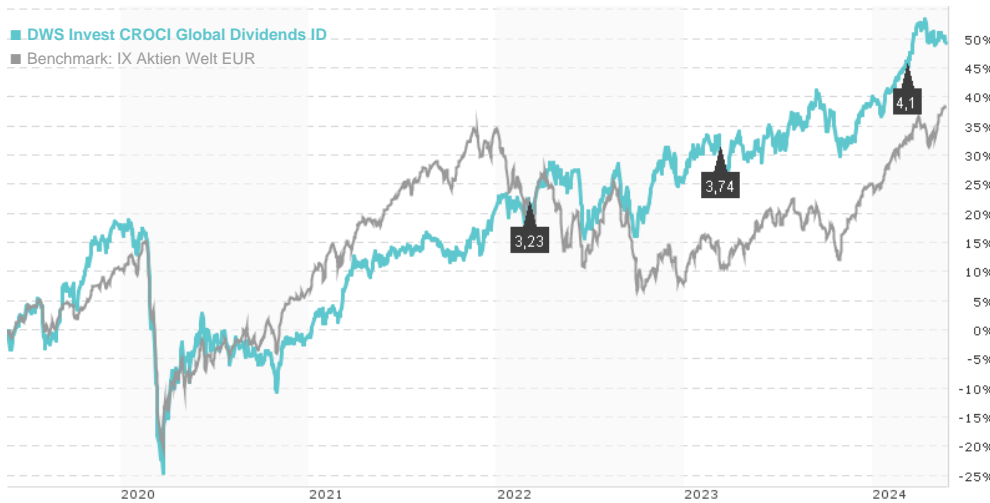


## DWS Invest CROCI Global Dividends ID / LU1769943637 / DWS2V3 / DWS Investment SA

Last 05/23/2024 <sup>1</sup>	Region	Branch	Type of yield	Type
159.71 EUR	Worldwide	Mixed Sectors	paying dividend	Equity Fund

■ DWS Invest CROCI Global Dividends ID  
■ Benchmark: IX Aktien Welt EUR



### Risk key figures

SRI 1 2 3 4 5 6 7

Mountain-View Funds Rating<sup>2</sup> EDA<sup>3</sup>

66

### Yearly Performance

2023	+10.68%
2022	+3.56%
2021	+22.65%
2020	-15.88%
2019	+28.71%

Master data		Conditions		Other figures	
Fund type	Single fund	Issue surcharge	0.00%	Minimum investment	EUR 10,000,000.00
Category	Equity	Planned administr. fee	0.00%	Savings plan	-
Sub category	Mixed Sectors	Deposit fees	0.00%	UCITS / OGAW	Yes
Fund domicile	Luxembourg	Redemption charge	0.00%	Performance fee	0.00%
Tranch volume	(05/23/2024) USD 2.09 mill.	Ongoing charges	-	Redeployment fee	0.00%
Total volume	(03/28/2024) USD 159.42 mill.	<b>Dividends</b>		<b>Investment company</b>	
Launch date	8/30/2018	08.03.2024	4.10 EUR	DWS Investment SA Mainzer Landstraße 11-17, 60329, Frankfurt am Main Germany https://www.dws.de	
KESr report funds	Yes	10.03.2023	3.74 EUR		
Business year start	01.01.	04.03.2022	3.23 EUR		
Sustainability type	-	05.03.2021	2.91 EUR		
Fund manager	Freeman, Adam	06.03.2020	5.36 EUR		

Performance	1M	6M	YTD	1Y	2Y	3Y	5Y	Since start
Performance	-0.89%	+12.01%	+7.65%	+12.66%	+19.28%	+33.74%	+49.99%	+47.93%
Performance p.a.	-	-	-	+12.63%	+9.20%	+10.19%	+8.44%	+7.07%
Sharpe ratio	-2.02	3.12	2.36	0.95	0.47	0.56	0.31	0.22
Volatility	7.01%	7.07%	7.22%	9.31%	11.56%	11.29%	15.09%	14.83%
Worst month	-	-1.32%	-1.32%	-6.12%	-7.74%	-7.74%	-13.35%	-13.35%
Best month	-	5.27%	5.27%	5.27%	8.17%	8.17%	12.25%	12.25%
Maximum loss	-1.54%	-2.86%	-2.86%	-8.00%	-9.65%	-10.11%	-36.65%	-

### Distribution permission

Austria, Germany, Switzerland, Luxembourg

<sup>1</sup> Important note on update status: The displayed date refers exclusively to the calculation of the NAV.

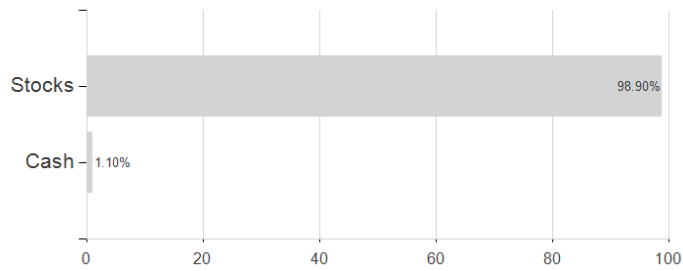
<sup>2</sup> The Mountain-View Data Fund Rating calculates a comparative ranking for funds using yield, volatility and trend data. For more information visit [MVD Funds Rating](#)

<sup>3</sup> Displays the Ethical-Dynamical Ratio calculated according to standard criteria. The maximum value is 100. For more information visit [EDA](#)

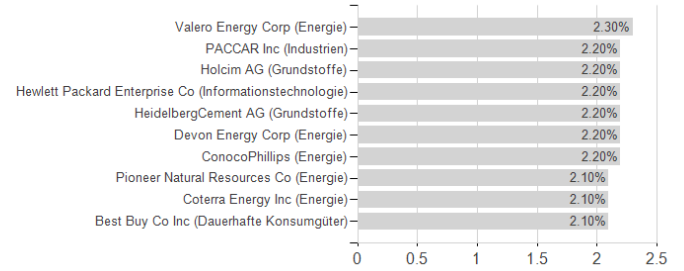
## DWS Invest CROCI Global Dividends ID / LU1769943637 / DWS2V3 / DWS Investment SA

### Assessment Structure

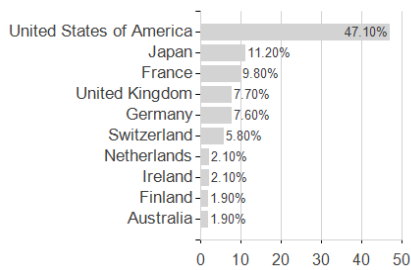
#### Assets



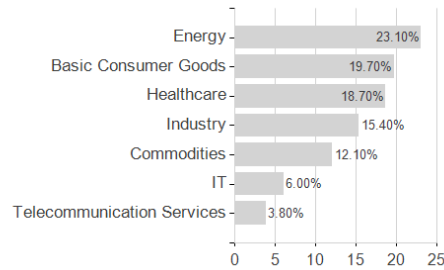
#### Largest positions



#### Countries



#### Branches



#### Currencies

