

## DWS Invest CROCI Global Dividends LDQ / LU1769944288 / DWS2V9 / DWS Investment SA

Last 05/16/2024 <sup>1</sup>	Region	Branch	Type of yield	Type
125.23 USD	Worldwide	Mixed Sectors	paying dividend	Equity Fund

■ DWS Invest CROCI Global Dividends LDQ  
■ Benchmark: IX Aktien Welt USD



### Risk key figures

SRI 1 2 3 4 5 6 7

Mountain-View Funds Rating<sup>2</sup> EDA<sup>3</sup>

66

### Yearly Performance

2023	+13.72%
2022	-3.09%
2021	+12.15%
2020	-7.90%
2019	+24.93%

Master data		Conditions		Other figures	
Fund type	Single fund	Issue surcharge	5.00%	Minimum investment	UNT 0
Category	Equity	Planned administr. fee	0.00%	Savings plan	-
Sub category	Mixed Sectors	Deposit fees	0.00%	UCITS / OGAW	Yes
Fund domicile	Luxembourg	Redemption charge	0.00%	Performance fee	0.00%
Tranch volume	(05/16/2024) USD 0.303 mill.	Ongoing charges	-	Redeployment fee	0.00%
Total volume	(03/28/2024) USD 159.42 mill.	Dividends		Investment company	
Launch date	8/30/2018	17.04.2024	0.67 USD	DWS Investment SA Mainzer Landstraße 11-17, 60329, Frankfurt am Main Germany https://www.dws.de	
KESr report funds	No	17.01.2024	0.11 USD		
Business year start	01.01.	18.10.2023	0.57 USD		
Sustainability type	-	18.07.2023	0.64 USD		
Fund manager	Freeman, Adam	20.04.2023	1.03 USD		

Performance	1M	6M	YTD	1Y	2Y	3Y	5Y	Since start
Performance	+2.38%	+13.02%	+5.86%	+14.40%	+22.04%	+16.13%	+39.48%	+33.34%
Performance p.a.	-	-	-	+14.36%	+10.46%	+5.11%	+6.87%	+5.16%
Sharpe ratio	2.60	2.71	1.42	0.93	0.46	0.10	0.19	0.08
Volatility	11.26%	8.94%	9.03%	11.36%	14.51%	13.59%	16.46%	16.09%
Worst month	-	-2.23%	-2.23%	-5.97%	-10.35%	-10.35%	-13.02%	-13.02%
Best month	-	6.41%	4.71%	6.41%	9.36%	9.36%	12.26%	12.26%
Maximum loss	-1.67%	-4.17%	-4.17%	-9.08%	-18.15%	-20.71%	-38.10%	-

### Distribution permission

Austria, Germany, Switzerland

<sup>1</sup> Important note on update status: The displayed date refers exclusively to the calculation of the NAV.

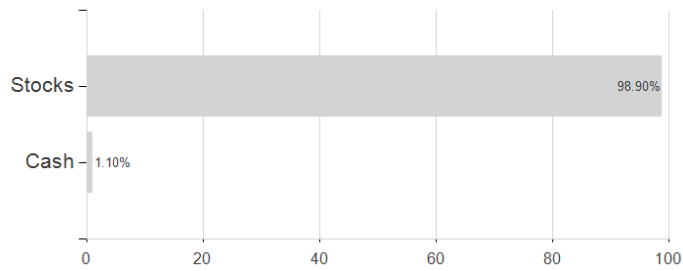
<sup>2</sup> The Mountain-View Data Fund Rating calculates a comparative ranking for funds using yield, volatility and trend data. For more information visit [MVD Funds Rating](#)

<sup>3</sup> Displays the Ethical-Dynamical Ratio calculated according to standard criteria. The maximum value is 100. For more information visit [EDA](#)

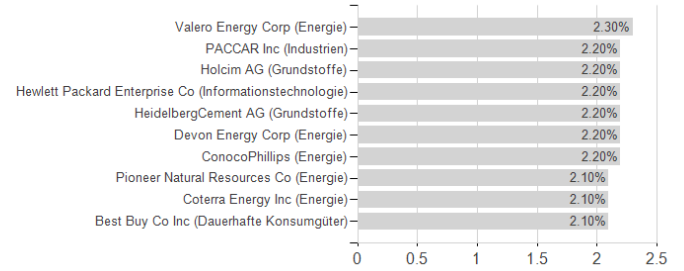
## DWS Invest CROCI Global Dividends LDQ / LU1769944288 / DWS2V9 / DWS Investment SA

### Assessment Structure

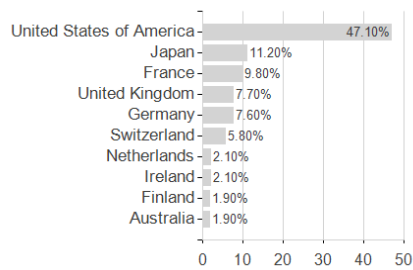
#### Assets



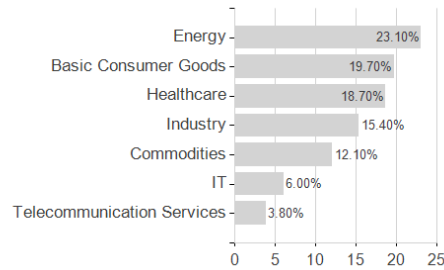
#### Largest positions



#### Countries



#### Branches



#### Currencies

