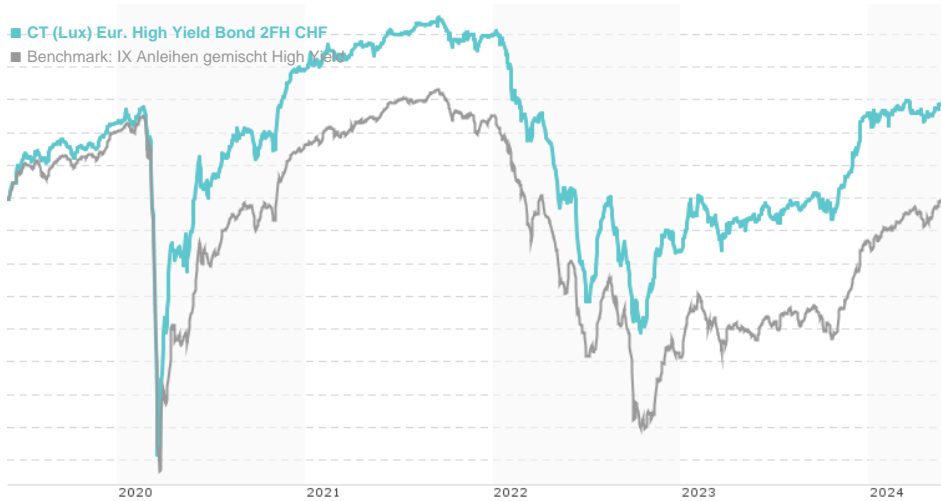


CT (Lux) Eur. High Yield Bond 2FH CHF / LU1849562175 / A2JP82 / Threadneedle M. (LU)

Last 05/30/2024 ¹	Region	Branch	Type of yield	Type
10.74 CHF	Europe	Bonds: Mixed	reinvestment	Fixed-Income Fund



Risk key figures

SRI 1 2 3 4 5 6 7

Mountain-View Funds Rating²EDA³ 74

Yearly Performance

2023	+8.70%
2022	-12.03%
2021	+1.99%
2020	+3.12%
2019	+9.26%

Master data		Conditions		Other figures	
Fund type	Single fund	Issue surcharge	0.00%	Minimum investment	UNT 0
Category	Bonds	Planned administr. fee	0.00%	Savings plan	-
Sub category	Bonds: Mixed	Deposit fees	0.00%	UCITS / OGAW	Yes
Fund domicile	Luxembourg	Redemption charge	0.00%	Performance fee	0.00%
Tranch volume	(05/30/2024) EUR 0.001 mill.	Ongoing charges	-	Redeployment fee	0.00%
Total volume	(05/30/2024) EUR 329.49 mill.	Dividends		Investment company	
Launch date	8/29/2018	Threadneedle M. (LU)			
KESr report funds	Yes	49, avenue J.F. Kennedy, 1855, Luxembourg			
Business year start	01.04.	Luxembourg			
Sustainability type	-	https://www.columbiathreadneedle.lu			
Fund manager	Gareth Simmons, Roman Gaiser				

Performance	1M	6M	YTD	1Y	2Y	3Y	5Y	Since start
Performance	+0.56%	+2.74%	+0.43%	+6.96%	+4.96%	-3.52%	+6.10%	+53.85%
Performance p.a.	-	-	-	+6.94%	+2.45%	-1.19%	+1.19%	+3.36%
Sharpe ratio	3.06	0.58	-1.05	1.10	-0.30	-1.20	-0.43	-0.08
Volatility	1.06%	3.13%	2.60%	2.87%	4.49%	4.16%	5.99%	5.07%
Worst month	-	-0.28%	-0.28%	-0.28%	-6.84%	-6.84%	-10.91%	-10.91%
Best month	-	3.13%	2.30%	3.13%	5.14%	5.14%	5.78%	6.46%
Maximum loss	-0.14%	-1.27%	-1.27%	-1.57%	-8.74%	-17.28%	-20.35%	-

Distribution permission

Austria, Germany, Switzerland, Luxembourg

¹ Important note on update status: The displayed date refers exclusively to the calculation of the NAV.² The Mountain-View Data Fund Rating calculates a comparative ranking for funds using yield, volatility and trend data. For more information visit [MVD Funds Rating](#)

DISCLAIMER: The information on this page are for informational purposes only and should neither an offer to sell nor a solicitation for the purchase of the security or recommendation in favor of the security to be understood. baha GmbH assumes no liability despite thorough searches for the accuracy of the data.

Funds data from: [www.mountain-view.com](#). Fact Sheet created by: [www.baha.com](#)

Created: 06/01/2024

CT (Lux) Eur. High Yield Bond 2FH CHF / LU1849562175 / A2JP82 / Threadneedle M. (LU)

Investment strategy

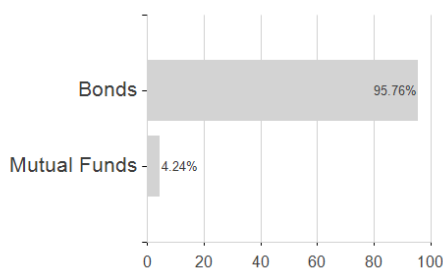
Bonds rated as below investment grade have received lower ratings from international agencies that provide such ratings and are considered riskier than higher rated bonds but typically pay a higher income. The Fund may use derivatives (complex instruments) for hedging purposes and may also invest in asset classes and instruments different from those stated above. The Fund is actively managed in reference to the ICE BofA European Currency High Yield Excluding Subordinated Financials Constrained Index. The index is broadly representative of the securities in which the Fund invests, and provides a suitable target benchmark against which Fund performance will be measured and evaluated over time. The index is not designed to specifically consider environmental or social characteristics. The fund manager has discretion to select investments with weightings different to the index, and that are not in the index, and the Fund may display significant divergence from the index. The Fund promotes environmental and social characteristics by integrating a range of responsible investment measures into the investment process, and ensures that the companies it invests in follow good governance practices.

Investment goal


The Fund aims to provide income with the potential to grow the amount you invested over the medium to long term. The Fund invests at least two-thirds of its assets in below investment grade bonds (which are similar to a loan and pay a fixed or variable interest rate) priced in Euros or Sterling and issued by companies in Europe, including the UK, or companies that have significant operations there.

Assessment Structure

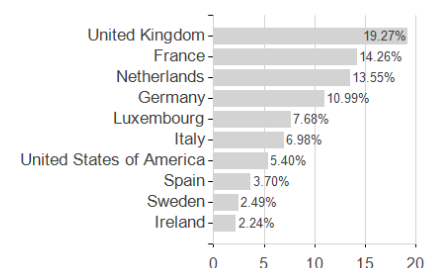
Assets



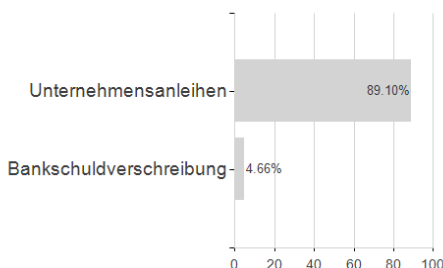
Largest positions



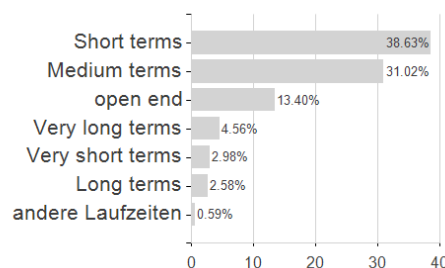
Countries



Issuer



Duration



Currencies

