

Monega FairInvest Aktien I / DE000A2JN5H1 / A2JN5H / Monega KAG

| Last 05/03/2024 ¹ | Region | Branch | Type of yield | Type |
|------------------------------|--------|---------------|-----------------|-------------|
| 69.74 EUR | Europe | Mixed Sectors | paying dividend | Equity Fund |

■ Monega FairInvest Aktien I
■ Benchmark: IX Aktien Europa EUR



Risk key figures

SRI 1 2 3 4 5 6 7

Mountain-View Funds Rating² EDA³

▲▲▲▲▲▲ 83

Yearly Performance

| | |
|------|---------|
| 2023 | +18.66% |
| 2022 | -12.83% |
| 2021 | +24.86% |
| 2020 | +0.34% |
| 2019 | +21.50% |

| Master data | | Conditions | | Other figures | |
|---------------------|------------------------------|------------------------|----------|---|----------------|
| Fund type | Single fund | Issue surcharge | 5.00% | Minimum investment | EUR 100,000.00 |
| Category | Equity | Planned administr. fee | 0.00% | Savings plan | - |
| Sub category | Mixed Sectors | Deposit fees | 0.20% | UCITS / OGAW | Yes |
| Fund domicile | Germany | Redemption charge | 0.00% | Performance fee | 0.00% |
| Tranch volume | (05/03/2024) EUR 11.21 mill. | Ongoing charges | - | Redeployment fee | 0.00% |
| Total volume | (05/03/2024) EUR 47.06 mill. | Dividends | | Investment company | |
| Launch date | 12/3/2018 | 18.10.2023 | 1.07 EUR | Monega KAG Stolkgasse 25-45, 50667, Köln Germany https://www.monega.de | |
| KESr report funds | No | 18.10.2022 | 1.90 EUR | | |
| Business year start | 01.08. | 18.10.2021 | 1.28 EUR | | |
| Sustainability type | Ethics/ecology | 19.10.2020 | 0.94 EUR | | |
| Fund manager | Edgar Göcke | 18.10.2019 | 2.12 EUR | | |

| Performance | 1M | 6M | YTD | 1Y | 2Y | 3Y | 5Y | Since start |
|------------------|--------|---------|--------|---------|---------|---------|---------|-------------|
| Performance | -0.54% | +16.99% | +7.77% | +13.26% | +23.40% | +27.07% | +48.51% | +59.09% |
| Performance p.a. | - | - | - | +13.22% | +11.07% | +8.31% | +8.22% | +8.95% |
| Sharpe ratio | -0.93 | 3.92 | 2.29 | 0.93 | 0.57 | 0.31 | 0.27 | 0.32 |
| Volatility | 11.03% | 8.51% | 9.26% | 10.08% | 12.67% | 14.23% | 16.30% | 15.94% |
| Worst month | - | -1.40% | -1.40% | -2.57% | -7.24% | -7.24% | -11.27% | -11.27% |
| Best month | - | 6.68% | 3.70% | 6.68% | 7.48% | 7.48% | 11.35% | 11.35% |
| Maximum loss | -2.45% | -3.23% | -3.23% | -8.04% | -12.79% | -22.12% | -32.02% | - |

Distribution permission

Germany

¹ Important note on update status: The displayed date refers exclusively to the calculation of the NAV.

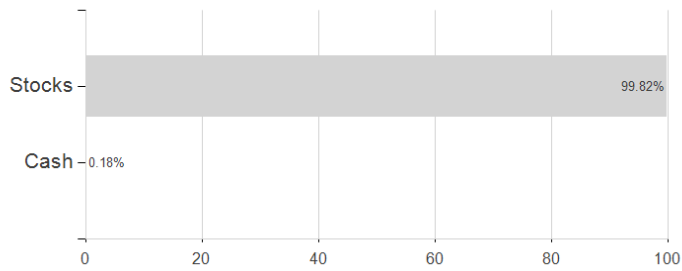
² The Mountain-View Data Fund Rating calculates a comparative ranking for funds using yield, volatility and trend data. For more information visit [MVD Funds Rating](#)

³ Displays the Ethical-Dynamical Ratio calculated according to standard criteria. The maximum value is 100. For more information visit [EDA](#)

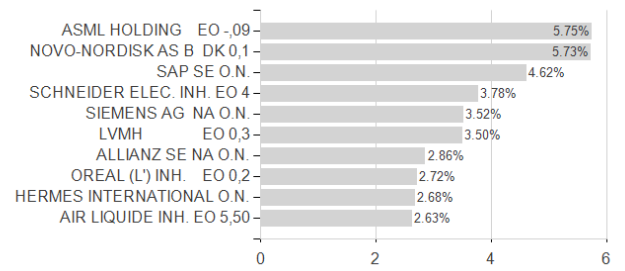
Monega FairInvest Aktien I / DE000A2JN5H1 / A2JN5H / Monega KAG

Assessment Structure

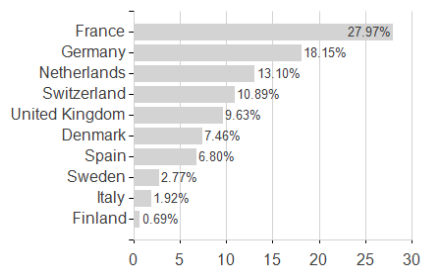
Assets



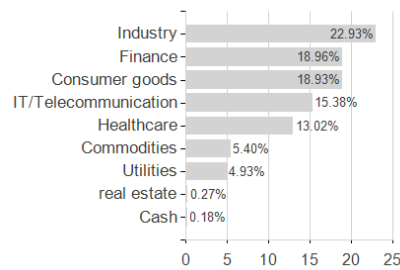
Largest positions



Countries



Branches



Currencies

