

## Wellington (IE) Opp.Em.Ma.De.S H / IE00B3DJ4243 / A0X9Q8 / Wellington M.Fd.(IE)

Last 04/17/2024 <sup>1</sup>	Region	Branch	Type of yield	Type
16.52 EUR	Emerging Markets	Bonds: Focus Public Sector	reinvestment	Fixed-Income Fund

Wellington (IE) Opp.Em.Ma.De.S H  
Benchmark: IX Anleihen Staaten orientiert EW



## Risk key figures

SRI 1 2 3 4 5 6 7

Mountain-View Funds Rating<sup>2</sup>EDA<sup>3</sup>

## Yearly Performance

2023	+8.56%
2022	-19.17%
2021	-4.62%
2020	+6.18%
2019	+8.24%

Master data		Conditions		Other figures	
Fund type	Single fund	Issue surcharge	0.00%	Minimum investment	USD 1,000,000.00
Category	Bonds	Planned administr. fee	0.00%	Savings plan	-
Sub category	Bonds: Focus Public Sector	Deposit fees	0.00%	UCITS / OGAW	Yes
Fund domicile	Ireland	Redemption charge	0.00%	Performance fee	0.00%
Tranch volume	(04/17/2024) USD 421.91 mill.	Ongoing charges	-	Redeployment fee	0.00%
Total volume	-	Dividends		Investment company	
Launch date	1/9/2009			Wellington M.Fd.(IE)	
KESr report funds	Yes			Cardinal Place, 80 Victoria Street, SW1E 5JL, London	
Business year start	01.01.			United Kingdom	
Sustainability type	-			https://www.wellingtonfunds.com	
Fund manager	Kevin Murphy, Evan Ouellette, Schuyler Reece				

Performance	1M	6M	YTD	1Y	2Y	3Y	5Y	Since start
Performance	-0.77%	+10.12%	-1.06%	+6.28%	+0.18%	-14.01%	-6.99%	-4.83%
Performance p.a.	-	-	-	+6.26%	+0.09%	-4.91%	-1.44%	-0.94%
Sharpe ratio	-1.98	2.83	-1.44	0.40	-0.51	-1.24	-0.71	-0.66
Volatility	6.50%	6.15%	5.21%	5.97%	7.42%	7.12%	7.50%	7.39%
Worst month	-	-2.21%	-2.21%	-3.01%	-7.64%	-7.64%	-13.60%	-13.60%
Best month	-	5.78%	4.81%	5.78%	7.81%	7.81%	7.81%	7.81%
Maximum loss	-2.74%	-2.74%	-2.74%	-7.14%	-16.61%	-30.48%	-31.07%	-

## Distribution permission

Austria, Germany, Switzerland

<sup>1</sup> Important note on update status: The displayed date refers exclusively to the calculation of the NAV.

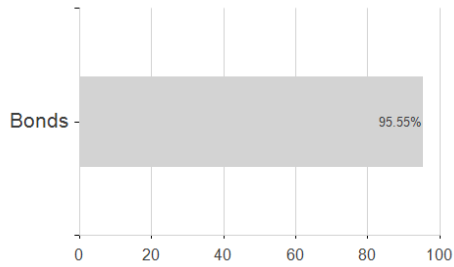
<sup>2</sup> The Mountain-View Data Fund Rating calculates a comparative ranking for funds using yield, volatility and trend data. For more information visit [MVD Funds Rating](#)

<sup>3</sup> Displays the Ethical-Dynamical Ratio calculated according to standard criteria. The maximum value is 100. For more information visit [EDA](#)

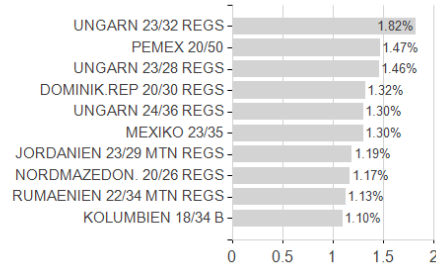
Wellington (IE) Opp.Em.Ma.De.S H / IE00B3DJ4243 / A0X9Q8 / Wellington M.Fd.(IE)

Assessment Structure

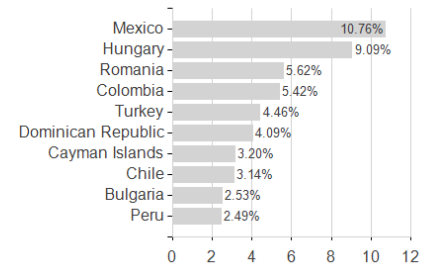
Assets



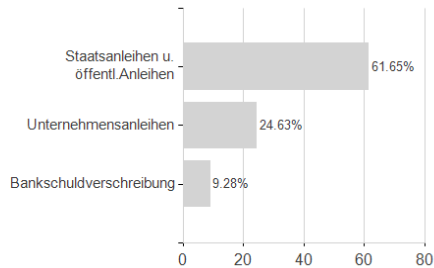
Largest positions



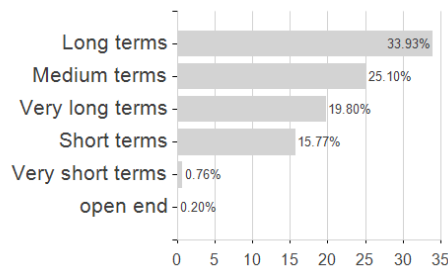
Countries



Issuer



Duration



Currencies

