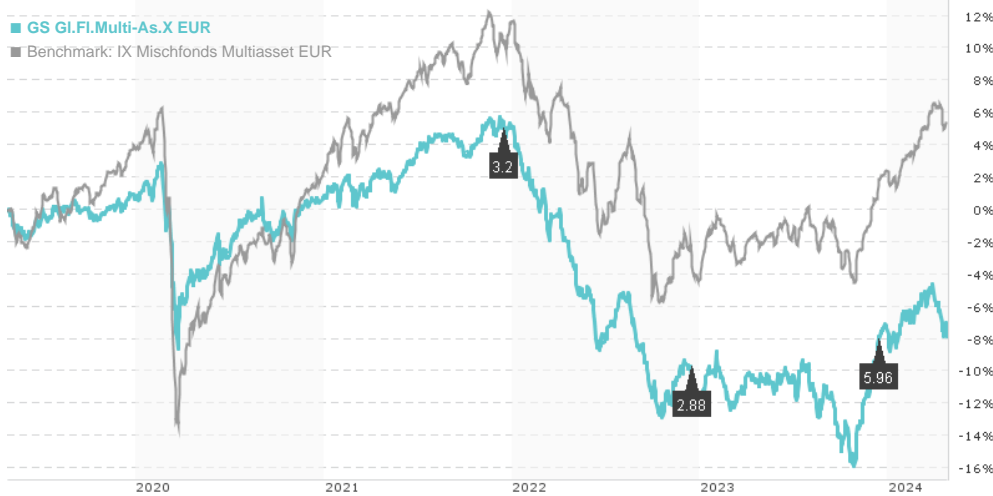


GS GI.FI.Multi-As.X EUR / LU1087788144 / A2PB9W / Goldman Sachs AM BV

Last 04/25/2024 ¹	Region	Branch	Type of yield	Type
221.19 EUR	Worldwide	Multi-asset	paying dividend	Mixed Fund

■ GS GI.FI.Multi-As.X EUR

■ Benchmark: IX Mischfonds Multiasset EUR



Risk key figures

SRI 1 2 3 4 5 6 7

Mountain-View Funds Rating²EDA³

▲ ▲ ▲ ▲ ▲ ▲

72

Yearly Performance

2023	+6.06%
2022	-16.76%
2021	+4.11%
2020	+0.27%

Master data		Conditions		Other figures	
Fund type	Single fund	Issue surcharge	5.00%	Minimum investment	UNT 0
Category	Mixed Fund	Planned administr. fee	0.00%	Savings plan	-
Sub category	Multi-asset	Deposit fees	0.00%	UCITS / OGAW	Yes
Fund domicile	Luxembourg	Redemption charge	0.00%	Performance fee	0.00%
Tranch volume	(04/03/2023) EUR 0.410 mill.	Ongoing charges	-	Redeployment fee	0.00%
Total volume	(04/25/2024) EUR 347.40 mill.	Dividends		Investment company	
Launch date	12/1/2014	14.12.2023	5.96 EUR	Goldman Sachs AM BV Schenkkade 65, 2509, LL Den Haag Netherlands www.gsam.com	
KESr report funds	No	14.12.2022	2.88 EUR		
Business year start	01.10.	14.12.2021	3.20 EUR		
Sustainability type	-	14.12.2020	3.20 EUR		
Fund manager	Jesse Borst, Niels de Visser, Leroy Tuijthut	16.12.2019	3.40 EUR		

Performance	1M	6M	YTD	1Y	2Y	3Y	5Y	Since start
Performance	-2.79%	+9.38%	-0.60%	+3.03%	-5.09%	-9.91%	-7.69%	-6.70%
Performance p.a.	-	-	-	+3.02%	-2.57%	-3.42%	-1.59%	-1.34%
Sharpe ratio	-5.31	2.65	-1.00	-0.14	-1.13	-1.41	-1.07	-1.03
Volatility	6.08%	5.98%	5.79%	6.05%	5.71%	5.16%	5.10%	5.04%
Worst month	-	-3.35%	-3.35%	-3.40%	-3.67%	-3.67%	-4.14%	-4.14%
Best month	-	5.57%	3.82%	5.57%	5.57%	5.57%	5.57%	5.57%
Maximum loss	-3.39%	-3.39%	-3.39%	-7.31%	-13.42%	-20.47%	-20.47%	-

Distribution permission

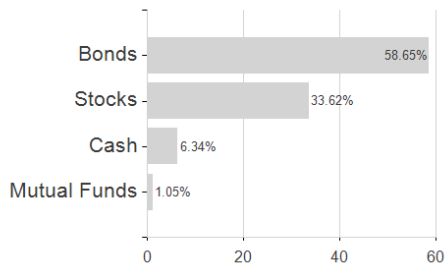
Austria, Germany, Switzerland

¹ Important note on update status: The displayed date refers exclusively to the calculation of the NAV.² The Mountain-View Data Fund Rating calculates a comparative ranking for funds using yield, volatility and trend data. For more information visit [MVD Funds Rating](#)³ Displays the Ethical-Dynamical Ratio calculated according to standard criteria. The maximum value is 100. For more information visit [EDA](#)

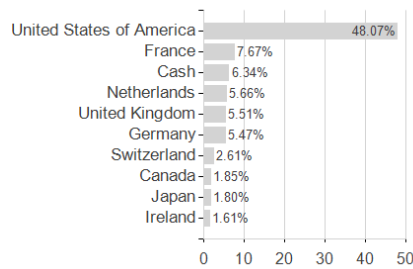
GS GI.FI.Multi-As.X EUR / LU1087788144 / A2PB9W / Goldman Sachs AM BV

Assessment Structure

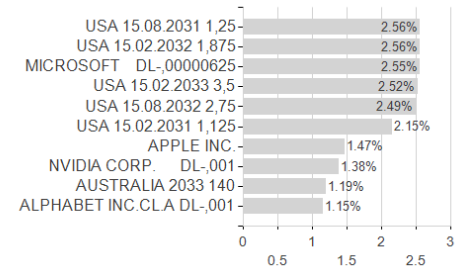
Assets



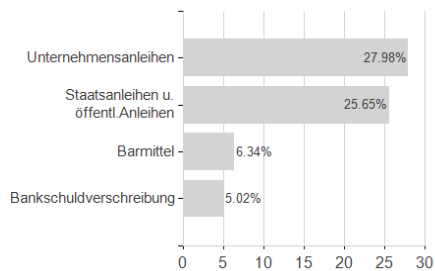
Countries



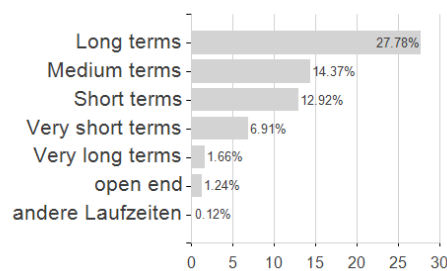
Largest positions



Issuer



Duration



Currencies

