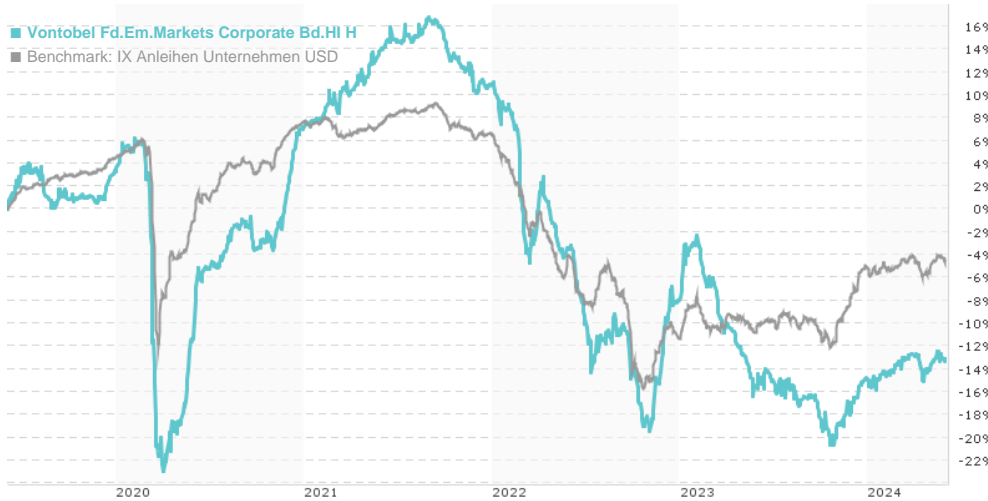


**Vontobel Fd.Em.Markets Corporate Bd.HI H / LU1923148958 / A2PBDD / Vontobel AM**

Last 05/31/2024 <sup>1</sup>	Region	Branch	Type of yield	Type
93.29 CHF	Emerging Markets	Corporate Bonds	reinvestment	Fixed-Income Fund



**Risk key figures**

SRI 1 2 3 4 5 6 7

Mountain-View Funds Rating<sup>2</sup> EDA<sup>3</sup>

76

**Yearly Performance**

2023	-7.36%
2022	-17.10%
2021	+3.49%
2020	+3.79%
2019	+10.94%

Master data		Conditions		Other figures	
Fund type	Single fund	Issue surcharge	5.00%	Minimum investment	UNT 0
Category	Bonds	Planned administr. fee	0.00%	Savings plan	-
Sub category	Corporate Bonds	Deposit fees	0.00%	UCITS / OGAW	Yes
Fund domicile	Luxembourg	Redemption charge	0.30%	Performance fee	0.00%
Tranch volume	(05/31/2024) USD 58.81 mill.	Ongoing charges	-	Redeployment fee	0.00%
Total volume	(05/31/2024) USD 1,204.05 mill.	Dividends		Investment company	
Launch date	1/8/2019	Vontobel AM			
KESr report funds	Yes	Gotthardstrasse 43, 8022, Zürich			
Business year start	01.09.	Switzerland			
Sustainability type	-	<a href="https://www.vontobel.com">https://www.vontobel.com</a>			
Fund manager	Wouter Van Overfelt				

Performance	1M	6M	YTD	1Y	2Y	3Y	5Y	Since start
Performance	+1.15%	+5.63%	+1.95%	+2.78%	-10.00%	-23.82%	-13.19%	-6.71%
Performance p.a.	-	-	-	+2.77%	-5.13%	-8.67%	-2.79%	-1.28%
Sharpe ratio	2.11	1.39	0.18	-0.14	-1.05	-1.57	-0.74	-0.58
Volatility	5.03%	5.64%	5.74%	7.30%	8.46%	7.93%	8.86%	8.67%
Worst month	-	-1.64%	-1.64%	-3.98%	-6.83%	-7.65%	-24.18%	-24.18%
Best month	-	3.61%	3.61%	3.61%	8.76%	8.76%	8.85%	8.85%
Maximum loss	-1.03%	-2.86%	-2.86%	-7.72%	-18.84%	-32.06%	-32.06%	-

**Distribution permission**

Austria, Germany, Switzerland

<sup>1</sup> Important note on update status: The displayed date refers exclusively to the calculation of the NAV.

<sup>2</sup> The Mountain-View Data Fund Rating calculates a comparative ranking for funds using yield, volatility and trend data. For more information visit [MVD Funds Rating](#)

DISCLAIMER: The information on this page are for informational purposes only and should neither an offer to sell nor a solicitation for the purchase of the security or recommendation in favor of the security to be understood. baha GmbH assumes no liability despite thorough searches for the accuracy of the data.

Funds data from: [www.mountain-view.com](#). Fact Sheet created by: [www.baha.com](#)

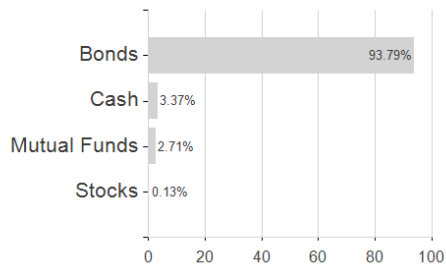
Created: 06/04/2024

## Vontobel Fd.Em.Markets Corporate Bd.HI H / LU1923148958 / A2PBDD / Vontobel AM

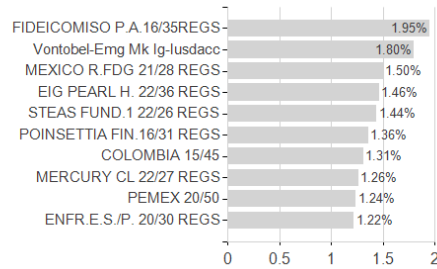
3 Displays the Ethical-Dynamical Ratio calculated according to standard criteria. The maximum value is 100. For more information visit [EDA](#)

### Assessment Structure

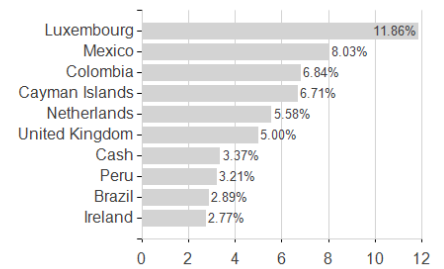
#### Assets



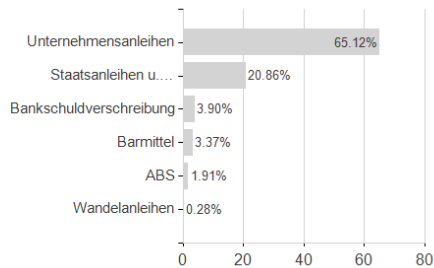
#### Largest positions



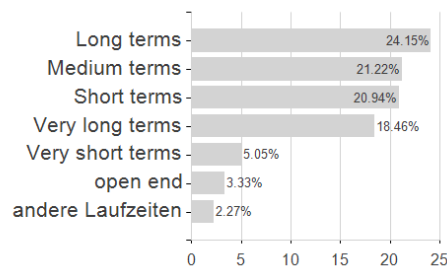
#### Countries



#### Issuer



#### Duration



#### Currencies

