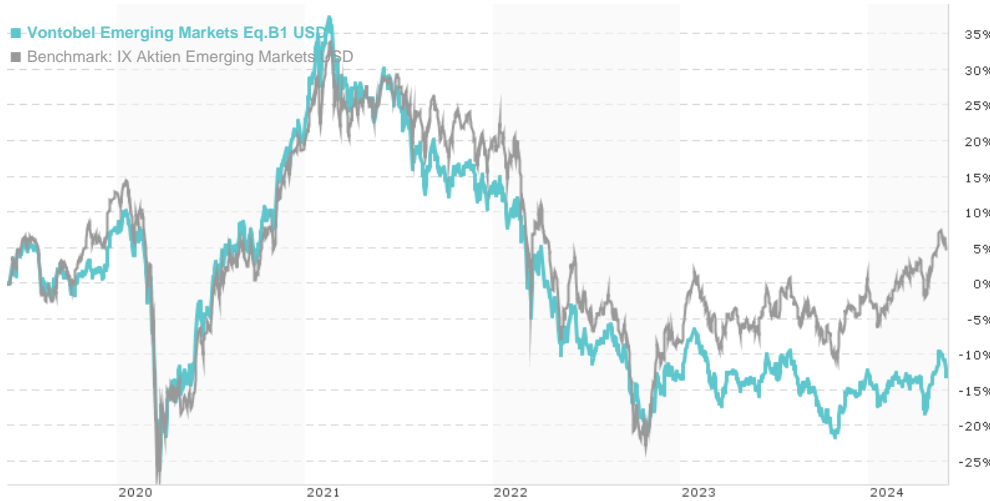


## Vontobel Emerging Markets Eq.B1 USD / LU1683479528 / A2JKLM / Vontobel AM

Last 05/30/2024 <sup>1</sup>	Region	Branch	Type of yield	Type
85.08 USD	Emerging Markets	Mixed Sectors	reinvestment	Equity Fund



## Risk key figures

SRI 1 2 3 4 5 6 7

Mountain-View Funds Rating<sup>2</sup>EDA<sup>3</sup>

76

## Yearly Performance

2023	+1.35%
2022	-24.17%
2021	-7.09%
2020	+14.75%
2019	+17.19%

Master data		Conditions		Other figures	
Fund type	Single fund	Issue surcharge	5.00%	Minimum investment	UNT 0
Category	Equity	Planned administr. fee	0.00%	Savings plan	-
Sub category	Mixed Sectors	Deposit fees	0.00%	UCITS / OGAW	Yes
Fund domicile	Luxembourg	Redemption charge	0.30%	Performance fee	0.00%
Tranch volume	(05/30/2024) USD 0.011 mill.	Ongoing charges	-	Redeployment fee	0.00%
Total volume	(05/30/2024) USD 679.06 mill.	Dividends		Investment company	
Launch date	9/29/2017	Vontobel AM			
KESr report funds	No	Gotthardstrasse 43, 8022, Zürich			
Business year start	01.09.	Switzerland			
Sustainability type	-	<a href="https://www.vontobel.com">https://www.vontobel.com</a>			
Fund manager	Matthew Benkendorf, Ramiz Chelat				

Performance	1M	6M	YTD	1Y	2Y	3Y	5Y	Since start
Performance	+1.14%	+2.35%	-0.90%	+2.12%	-9.13%	-32.75%	-12.23%	-14.92%
Performance p.a.	-	-	-	+2.12%	-4.67%	-12.39%	-2.57%	-2.39%
Sharpe ratio	1.09	0.09	-0.51	-0.14	-0.64	-1.11	-0.38	-0.40
Volatility	11.19%	11.56%	11.66%	11.66%	13.23%	14.60%	16.71%	15.65%
Worst month	-	-4.79%	-4.79%	-5.70%	-8.65%	-8.65%	-16.03%	-16.03%
Best month	-	7.40%	3.27%	7.40%	9.04%	9.04%	9.10%	9.10%
Maximum loss	-3.98%	-6.98%	-6.64%	-13.59%	-19.34%	-39.84%	-42.91%	-

## Distribution permission

Austria, Germany, Switzerland, Luxembourg

<sup>1</sup> Important note on update status: The displayed date refers exclusively to the calculation of the NAV.<sup>2</sup> The Mountain-View Data Fund Rating calculates a comparative ranking for funds using yield, volatility and trend data. For more information visit [MVD Funds Rating](#)<sup>3</sup> Displays the Ethical-Dynamical Ratio calculated according to standard criteria. The maximum value is 100. For more information visit [EDA](#)

## Vontobel Emerging Markets Eq.B1 USD / LU1683479528 / A2JKLM / Vontobel AM

### Investment strategy

The sub-fund invests in a portfolio of stocks in companies with high profit growth and high profitability that are based and/or conduct the majority of their business activity in emerging markets. Emerging markets are, among others, countries included in the MSCI Emerging Markets Index. Up to 33% of the Sub-Fund's assets may be invested outside the aforementioned investment universe, in other securities, instruments, asset classes, in money market instruments and bank deposits to achieve the investment objective and/or for liquidity management. It may also hold up to 20% of its net assets in bank deposits at sight. The sub-fund may use derivatives for hedging purposes.

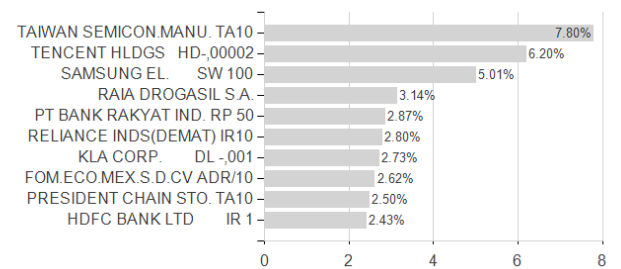
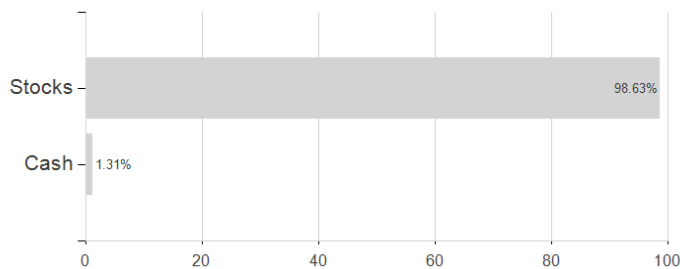
### Investment goal

This actively managed Sub-Fund aims to achieve the highest possible capital growth. It is categorized as Article 8 SFDR. More details can be found in the prospectus. The sub-fund mainly invests in equities and equity-like securities (including transferable securities that are qualified as closed-ended real estate investment trusts, participation certificates) issued by companies which are based in an emerging market and/or conduct the majority of their business in an emerging market. It may invest up to 35% via Shanghai-Hong Kong Stock Connect and Shenzhen Hong Kong Stock Connect in China A-Shares.

### Assessment Structure

#### Assets

#### Largest positions



#### Countries

#### Branches

#### Currencies

