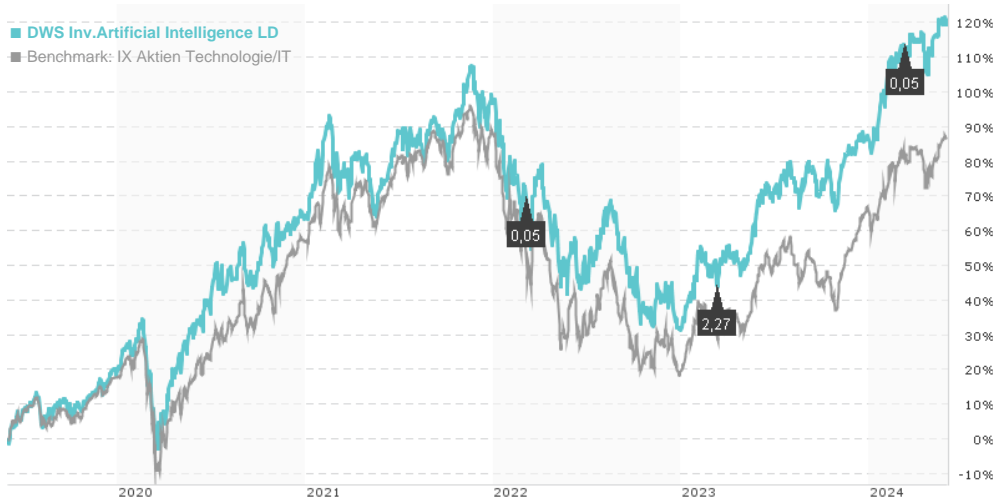


DWS Inv.Artificial Intelligence LD / LU1863263429 / DWS2XA / DWS Investment SA

Last 05/30/2024 ¹	Region	Branch	Type of yield	Type
207.24 EUR	Worldwide	Sector Technology	paying dividend	Equity Fund

■ DWS Inv.Artificial Intelligence LD
■ Benchmark: IX Aktien Technologie/IT



Risk key figures

SRI 1 2 3 4 5 6 7

Mountain-View Funds Rating²

▲ ▲ ▲ ▲ ▲ ▲

EDA³

78

Yearly Performance

2023	+42.85%
2022	-33.63%
2021	+20.37%
2020	+38.76%
2019	+36.45%

Master data		Conditions		Other figures	
Fund type	Single fund	Issue surcharge	5.00%	Minimum investment	UNT 0
Category	Equity	Planned administr. fee	0.00%	Savings plan	-
Sub category	Sector Technology	Deposit fees	0.00%	UCITS / OGAW	Yes
Fund domicile	Luxembourg	Redemption charge	0.00%	Performance fee	0.00%
Tranch volume	(05/30/2024) EUR 145.60 mill.	Ongoing charges	-	Redeployment fee	0.00%
Total volume	(03/28/2024) EUR 1,071.23 mill.	Dividends		Investment company	
Launch date	10/1/2018	08.03.2024	0.05 EUR	DWS Investment SA Mainzer Landstraße 11-17, 60329, Frankfurt am Main Germany https://www.dws.de	
KESt report funds	Yes	10.03.2023	2.27 EUR		
Business year start	01.01.	04.03.2022	0.05 EUR		
Sustainability type	-	05.03.2021	0.05 EUR		
Fund manager	Rommel, Tobias	06.03.2020	0.05 EUR		

Performance	1M	6M	YTD	1Y	2Y	3Y	5Y	Since start
Performance	+3.20%	+19.43%	+16.90%	+29.92%	+42.18%	+25.82%	+116.50%	+111.77%
Performance p.a.	-	-	-	+29.83%	+19.21%	+7.96%	+16.70%	+14.16%
Sharpe ratio	3.98	2.53	2.57	1.67	0.77	0.19	0.58	0.47
Volatility	10.78%	15.55%	16.64%	15.64%	19.94%	21.61%	22.35%	22.21%
Worst month	-	-1.45%	-1.45%	-3.75%	-10.74%	-10.74%	-10.74%	-10.74%
Best month	-	9.51%	7.29%	11.69%	11.69%	11.69%	15.35%	15.35%
Maximum loss	-0.97%	-5.65%	-5.65%	-8.07%	-22.23%	-36.70%	-36.70%	-

Distribution permission

Austria, Germany, Switzerland, Luxembourg

¹ Important note on update status: The displayed date refers exclusively to the calculation of the NAV.

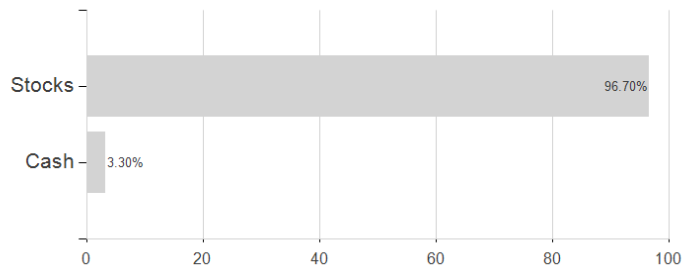
² The Mountain-View Data Fund Rating calculates a comparative ranking for funds using yield, volatility and trend data. For more information visit [MVD Funds Rating](#)

³ Displays the Ethical-Dynamical Ratio calculated according to standard criteria. The maximum value is 100. For more information visit [EDA](#)

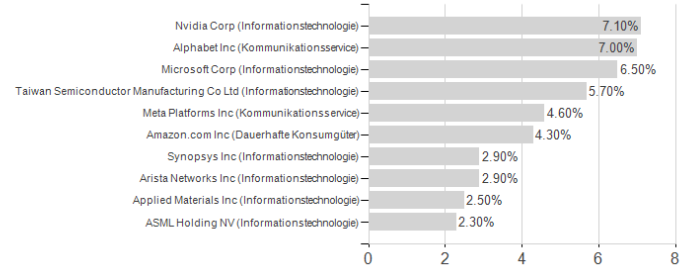
DWS Inv.Artificial Intelligence LD / LU1863263429 / DWS2XA / DWS Investment SA

Assessment Structure

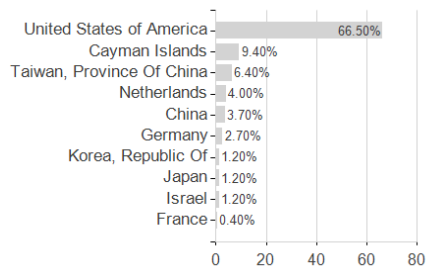
Assets



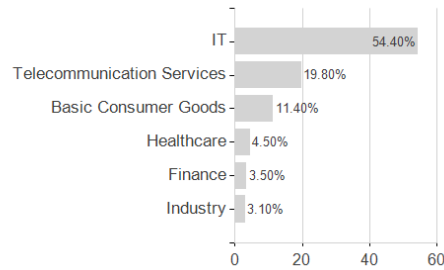
Largest positions



Countries



Branches



Currencies

