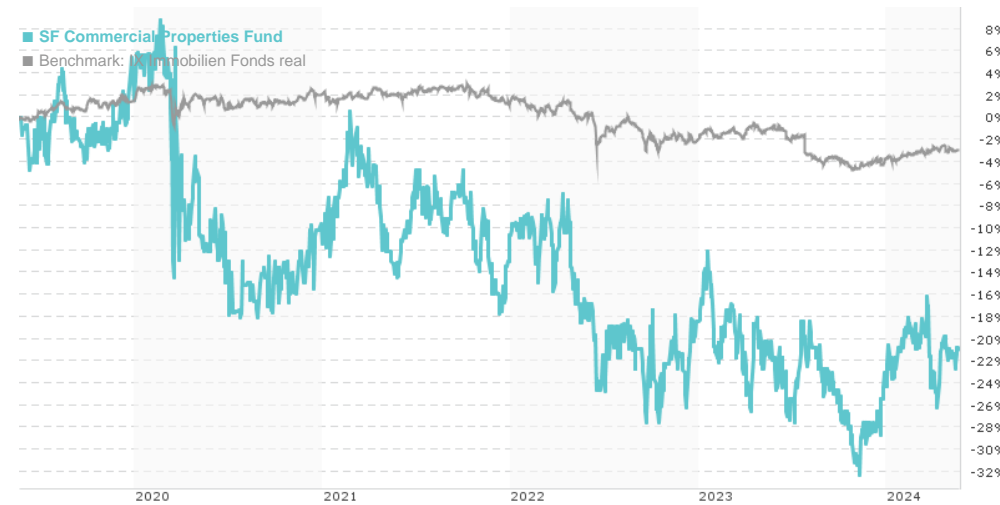


SF Commercial Properties Fund / CH0344799694 / A2DXGK / Swiss Fin.&Prop.Fds.

Last 05/21/2024 ¹	Country	Branch	Type of yield	Type
81.80 CHF	Switzerland	Real Estate Fund/Property	reinvestment	Real Estate Investment Fund



Risk key figures

SRI 1 2 3 4 5 6 7

Mountain-View Funds Rating² EDA³



Yearly Performance

2023	-7.11%
2022	-8.76%
2021	+0.87%
2020	-12.75%

Master data		Conditions		Other figures	
Fund type	Single fund	Issue surcharge	5.00%	Minimum investment	UNT 1
Category	Real Estate	Planned administr. fee	0.00%	Savings plan	-
Sub category	Real Estate Fund/Property	Deposit fees	0.05%	UCITS / OGAW	-
Fund domicile	Switzerland	Redemption charge	5.00%	Performance fee	0.00%
Tranch volume	-	Ongoing charges	-	Redeployment fee	0.00%
Total volume	-	Dividends		Investment company	
Launch date	12/13/2016	Swiss Fin.&Prop.Fds.			
KESt report funds	No	Seefeldstrasse 275, 8008, Zürich			
Business year start	01.01.	Switzerland			
Sustainability type	-	https://www.sfp.ch			
Fund manager	Swiss Finance & Property Funds AG				

Performance	1M	6M	YTD	1Y	2Y	3Y	5Y	Since start
Performance	-1.45%	+9.07%	+4.34%	-0.24%	-4.99%	-7.99%	-19.65%	-22.24%
Performance p.a.	-	-	-	-0.24%	-2.53%	-2.73%	-4.28%	-4.66%
Sharpe ratio	-1.58	0.75	0.38	-0.19	-0.26	-0.29	-0.30	-0.32
Volatility	13.04%	20.38%	20.53%	21.41%	24.16%	22.74%	26.78%	26.34%
Worst month	-	-4.40%	-4.40%	-8.72%	-8.72%	-8.72%	-8.96%	-8.96%
Best month	-	6.23%	6.23%	6.23%	6.23%	9.57%	9.57%	9.57%
Maximum loss	-3.61%	-11.98%	-11.98%	-17.06%	-23.08%	-28.93%	-37.78%	-

Distribution permission

Switzerland

¹ Important note on update status: The displayed date refers exclusively to the calculation of the NAV.

² The Mountain-View Data Fund Rating calculates a comparative ranking for funds using yield, volatility and trend data. For more information visit [MVD Funds Rating](https://www.mountain-view.com)

DISCLAIMER: The information on this page are for informational purposes only and should neither an offer to sell nor a solicitation for the purchase of the security or recommendation in favor of the security to be understood. baha GmbH assumes no liability despite thorough searches for the accuracy of the data.

Funds data from: www.mountain-view.com. Fact Sheet created by: www.baha.com

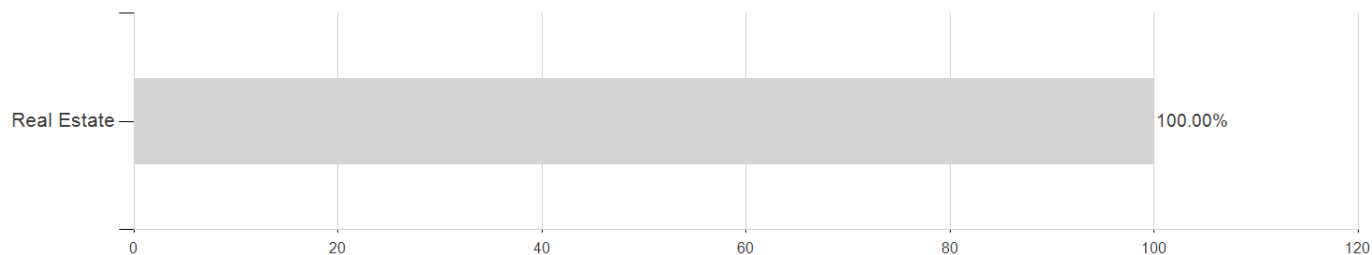
Created: 05/22/2024

SF Commercial Properties Fund / CH0344799694 / A2DXGK / Swiss Fin.&Prop.Fds.

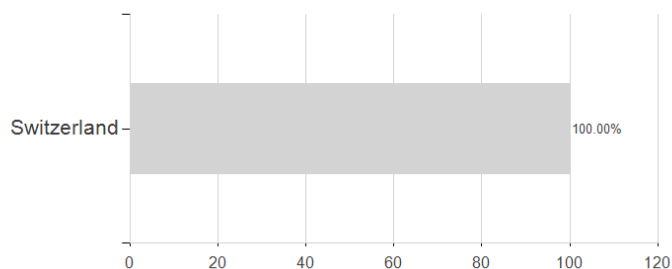
3 Displays the Ethical-Dynamical Ratio calculated according to standard criteria. The maximum value is 100. For more information visit [EDA](#)

Assessment Structure

Assets



Countries



Branches

