

Amundi Fds.Eur.Eq.Sus.Inc.A2 EUR / LU1883311224 / A2PCPL / Amundi Luxembourg

Last 05/24/2024 ¹	Region	Branch	Type of yield	Type
86.99 EUR	Europe	Mixed Sectors	reinvestment	Equity Fund

■ Amundi Fds.Eur.Eq.Sus.Inc.A2 EUR
■ Benchmark: IX Aktien Europa EUR



Risk key figures

SRI 1 2 3 4 5 6 7

Mountain-View Funds Rating² EDA³

76

Yearly Performance

2023	+21.66%
2022	-10.40%
2021	+25.36%
2020	-8.45%
2019	+17.33%

Master data		Conditions		Other figures	
Fund type	Single fund	Issue surcharge	4.50%	Minimum investment	UNT 0
Category	Equity	Planned administr. fee	0.00%	Savings plan	-
Sub category	Mixed Sectors	Deposit fees	0.00%	UCITS / OGAW	Yes
Fund domicile	Luxembourg	Redemption charge	0.00%	Performance fee	0.00%
Tranch volume	(05/24/2024) EUR 80.70 mill.	Ongoing charges	-	Redeployment fee	0.00%
Total volume	(05/24/2024) EUR 19,987.31 mill.	Dividends		Investment company	
Launch date	6/7/2019	Amundi Luxembourg			
KESr report funds	Yes	5 allée Scheffer, L-2520, Luxembourg			
Business year start	01.07.	Luxembourg			
Sustainability type	Ethics/ecology	https://www.amundi.lu			
Fund manager	Dieter Beil				

Performance	1M	6M	YTD	1Y	2Y	3Y	5Y	Since start
Performance	+4.67%	+15.17%	+10.06%	+21.11%	+28.84%	+30.79%	+49.49%	+73.98%
Performance p.a.	-	-	-	+21.04%	+13.49%	+9.36%	+8.36%	+5.31%
Sharpe ratio	8.58	3.81	2.94	1.78	0.80	0.40	0.26	0.10
Volatility	8.21%	7.66%	8.14%	9.70%	12.17%	13.77%	17.79%	15.64%
Worst month	-	-0.12%	-0.12%	-3.12%	-8.69%	-8.69%	-15.41%	-15.41%
Best month	-	8.16%	3.92%	8.16%	8.16%	8.16%	14.49%	14.49%
Maximum loss	-0.67%	-2.77%	-2.77%	-7.30%	-15.37%	-20.91%	-37.47%	-

Distribution permission

Austria, Germany, Switzerland

¹ Important note on update status: The displayed date refers exclusively to the calculation of the NAV.

² The Mountain-View Data Fund Rating calculates a comparative ranking for funds using yield, volatility and trend data. For more information visit [MVD Funds Rating](#)

DISCLAIMER: The information on this page are for informational purposes only and should neither an offer to sell nor a solicitation for the purchase of the security or recommendation in favor of the security to be understood. baha GmbH assumes no liability despite thorough searches for the accuracy of the data.

Funds data from: www.mountain-view.com. Fact Sheet created by: www.baha.com

Created: 05/27/2024

Amundi Fds.Eur.Eq.Sus.Inc.A2 EUR / LU1883311224 / A2PCPL / Amundi Luxembourg

Investment strategy

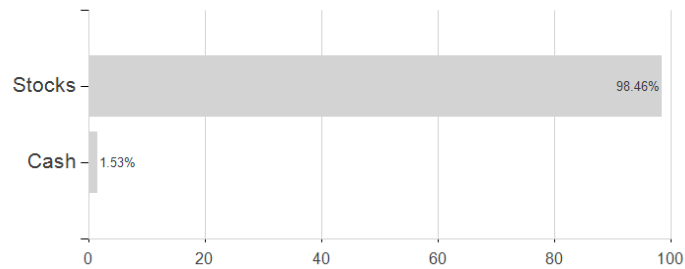
The sub-fund is actively managed. It mainly invests in equities of companies in Europe. The sub-fund may or may not hedge currency risk at portfolio level, at the discretion of the investment manager. The sub-fund uses derivatives to reduce various risks (hedging), manage the portfolio more efficiently, and gain exposure (long or short) to various assets, markets or other investment opportunities.

Investment goal

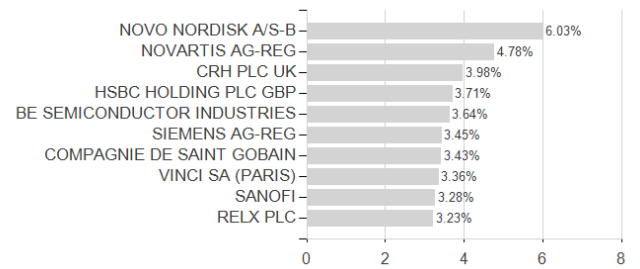
Seeks to increase the value of your investment (mainly through income), and outperform the benchmark, over the recommended holding period, while achieving an ESG score greater than that of the benchmark.

Assessment Structure

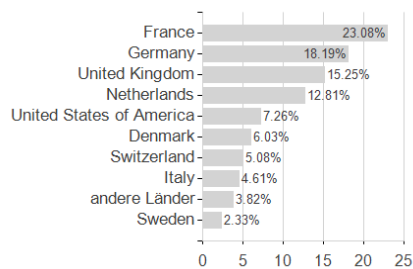
Assets



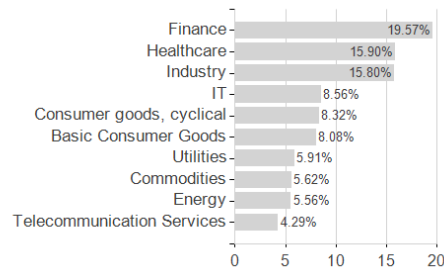
Largest positions



Countries



Branches



Currencies

