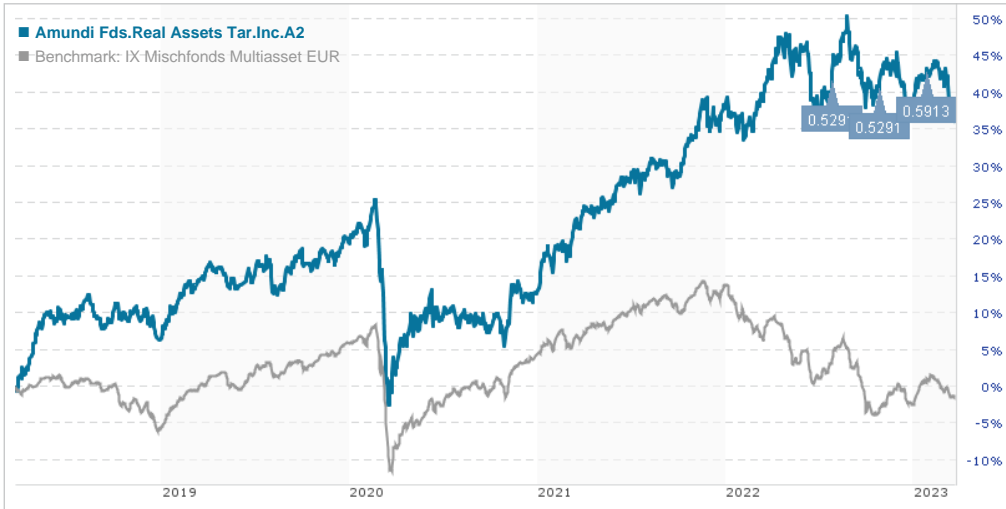


Amundi Fds.Real Assets Tar.Inc.A2 / LU1883866367 / A2PC8E / Amundi Luxembourg

Last 03/22/2023 ¹ 35.46 EUR	Region Worldwide	Branch Multi-asset	Type of yield paying dividend	Type Mixed Fund
--	---------------------	-----------------------	----------------------------------	--------------------



Risk key figures

SRRRI	1	2	3	4	5	6	7
-------	---	---	---	---	----------	---	---

Mountain-View Funds Rating	EDA ²
▲▲▲▲▲	70

Yearly Performance

2022	-0.24%
2021	+21.89%
2020	-5.32%
2019	+12.12%
2018	+0.51%

Master data		Conditions		Other figures	
Fund type	Single fund	Issue surcharge	4.50%	Minimum investment	UNT 0
Category	Mixed Fund	Planned administr. fee	0.00%	Savings plan	-
Sub category	Multi-asset	Deposit fees	0.00%	UCITS / OGAW	Yes
Fund domicile	Luxembourg	Redemption charge	0.00%	Performance fee	0.00%
Tranch volume	(03/22/2023) USD 4,93 Mio.	Ongoing charges	(06/30/2021) 1.75%	Redeployment fee	0.00%
Total volume	(03/22/2023) USD 335,51 Mio.	Dividends		Investment company	
Launch date	6/7/2019	26.01.2023	0.59 EUR	Amundi Luxembourg	
KESr report funds	Yes	26.10.2022	0.53 EUR	5 allée Scheffer, L-2520, Luxembourg	
Business year start	01.07.	26.07.2022	0.53 EUR	Luxembourg	
Sustainability type	-	26.04.2022	0.53 EUR	https://www.amundi.lu	
Fund manager	Grusch Alfred, Sandrini Francesco	26.01.2022	0.46 EUR		

Performance	1M	6M	YTD	1Y	2Y	3Y	5Y	Since start
Performance	-4.21%	-4.60%	-1.01%	-4.08%	+12.02%	+37.30%	+35.64%	+52.52%
Performance p.a.	-	-	-	-4.08%	+5.84%	+11.16%	+6.28%	+4.81%
Sharpe ratio	-4.68	-1.21	-0.91	-0.67	0.31	0.82	0.34	0.18
Volatility	9.80%	9.87%	8.25%	10.42%	9.35%	10.08%	9.81%	10.50%
Worst month	-	-5.41%	-5.41%	-6.20%	-6.20%	-11.20%	-11.20%	-11.20%
Best month	-	3.32%	3.32%	6.00%	6.00%	6.00%	6.00%	6.00%
Maximum loss	-4.91%	-6.36%	-5.54%	-9.38%	-9.38%	-9.38%	-22.26%	-
Outperformance	-	-	6.78%	+4.03%	+4.94%	+6.93%	+5.11%	-

Distribution permission

Austria, Germany

¹ Important note on update status: The displayed date refers exclusively to the calculation of the NAV.
² Displays the Ethical-Dynamical Ratio calculated according to standard criteria. The maximum value is 100. For more information visit <http://www.mountain-view.com/MVD-Fonds-Rating.pdf>

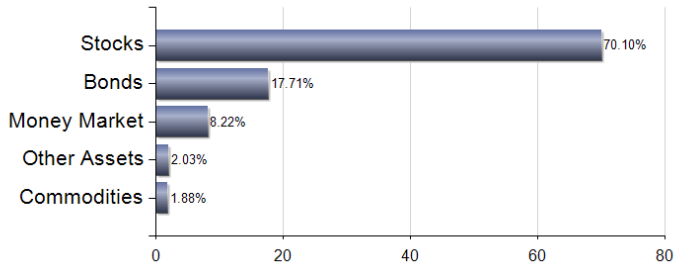
Amundi Fds.Real Assets Tar.Inc.A2 / LU1883866367 / A2PC8E / Amundi Luxembourg

Investment goal

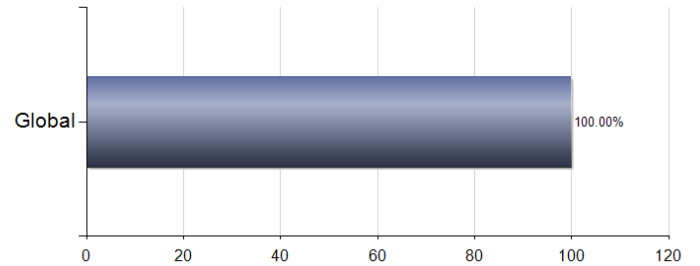
Seeks to provide income and, secondarily, to increase the value of your investment over the recommended holding period. The Sub-Fund invests mainly in equities as well as government and corporate bonds of any credit quality, from anywhere in the world, including emerging markets. The Sub-Fund may also invest in other regulated funds, money market instruments, cash and in investments whose values are linked to prices of real estate, infrastructure, commodities or other real assets.

Assessment Structure

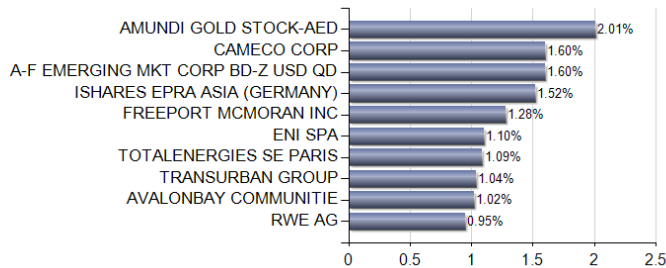
Assets



Countries



Largest positions



Currencies

