

**Amundi Fds.Em.Eur.Mid.E.a.Af.C USD / LU1882448233 / A2PCE1 / Amundi Luxembourg**

Last 05/30/2024 <sup>1</sup>	Region	Branch	Type of yield	Type
17.87 USD	Emerging Markets	Mixed Sectors	paying dividend	Equity Fund



**Risk key figures**

SRI 1 2 3 4 **5** 6 7

Mountain-View Funds Rating<sup>2</sup> EDA<sup>3</sup>

- 73

**Yearly Performance**

2021	+14.96%
2020	-10.22%
2019	+30.39%
2018	-16.59%
2017	+12.93%

Master data		Conditions		Other figures	
Fund type	Single fund	Issue surcharge	1.00%	Minimum investment	UNT 0
Category	Equity	Planned administr. fee	0.00%	Savings plan	-
Sub category	Mixed Sectors	Deposit fees	0.00%	UCITS / OGAW	Yes
Fund domicile	Luxembourg	Redemption charge	0.00%	Performance fee	0.00%
Tranch volume	(05/30/2024) EUR 0.005 mill.	Ongoing charges	-	Redeployment fee	0.00%
Total volume	(05/30/2024) EUR 84.13 mill.	Dividends		Investment company	
Launch date	6/14/2019	20.09.2023	0.23 USD	Amundi Luxembourg	
KESr report funds	No	14.09.2021	0.14 USD	5 allée Scheffer, L-2520, Luxembourg	
Business year start	01.07.	22.09.2020	0.17 USD	Luxembourg	
Sustainability type	-	24.09.2019	0.08 USD	<a href="https://www.amundi.lu">https://www.amundi.lu</a>	
Fund manager	Fiejka Marcin				

Performance	1M	6M	YTD	1Y	2Y	3Y	5Y	Since start
Performance	+1.30%	+7.59%	+3.35%	+21.17%	-	-5.57%	+9.56%	+24.64%
Performance p.a.	-	-	-	+21.11%	-	-1.89%	+1.84%	+2.93%
Sharpe ratio	1.37	1.18	0.47	1.47	-	-0.35	-0.10	-0.05
Volatility	9.71%	10.27%	9.88%	11.83%	8.45%	16.19%	19.28%	17.50%
Worst month	-	-0.96%	-0.96%	-4.16%	-4.16%	-23.39%	-23.39%	-23.39%
Best month	-	8.42%	4.09%	8.42%	8.42%	8.42%	19.08%	19.08%
Maximum loss	-3.72%	-4.23%	-4.23%	-10.89%	-10.89%	-32.99%	-44.46%	-

**Distribution permission**

Austria, Switzerland, Luxembourg

<sup>1</sup> Important note on update status: The displayed date refers exclusively to the calculation of the NAV.

<sup>2</sup> The Mountain-View Data Fund Rating calculates a comparative ranking for funds using yield, volatility and trend data. For more information visit [MVD Funds Rating](#)

<sup>3</sup> Displays the Ethical-Dynamical Ratio calculated according to standard criteria. The maximum value is 100. For more information visit [EDA](#)

## Amundi Fds.Em.Eur.Mid.E.a.Af.C USD / LU1882448233 / A2PCE1 / Amundi Luxembourg

### Investment strategy

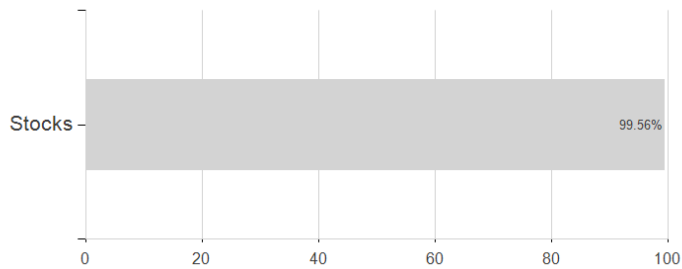
The Sub-Fund invests mainly in a broad range of equities and also in equity linked instruments of companies that are based in, or do most of their business in Emerging Markets in Europe, Middle East and Africa. The Sub-Fund may also invest in P-Notes for the purpose of efficient portfolio management .or do most of their business in, developing European countries, as well as countries in and around the Mediterranean basin, some of which may be considered emerging markets. There are no currency constraints on these investments.

### Investment goal

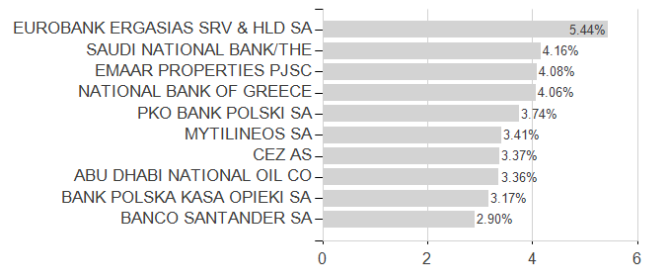
Seeks to increase the value of your investment over the recommended holding period.

### Assessment Structure

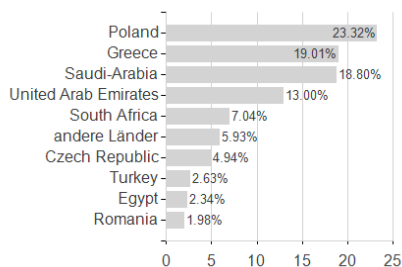
#### Assets



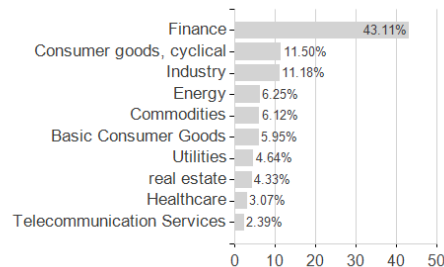
#### Largest positions



#### Countries



#### Branches



#### Currencies

