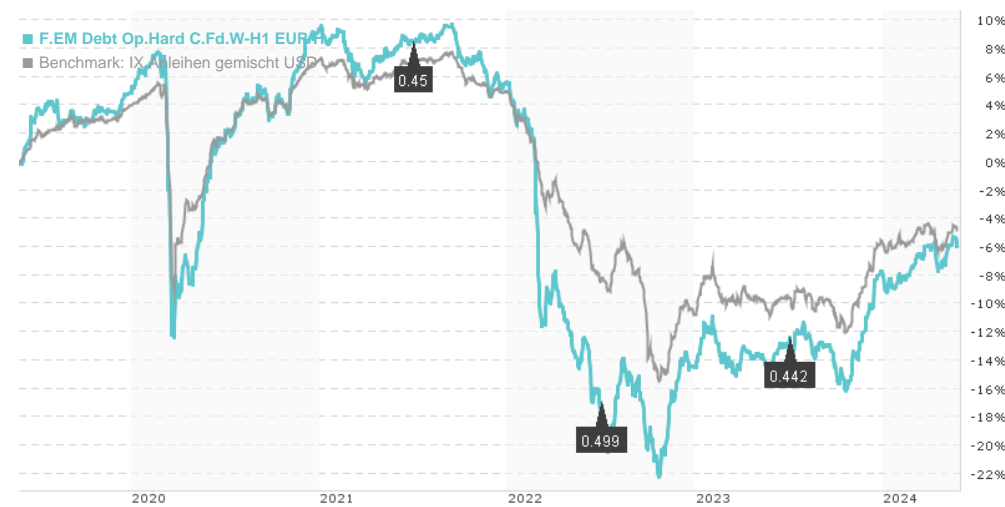


F.EM Debt Op.Hard C.Fd.W-H1 EUR H / LU1926204733 / A2PBU2 / Franklin Templeton

Last 05/24/2024 ¹	Region	Branch	Type of yield	Type
7.51 EUR	Emerging Markets	Bonds: Mixed	paying dividend	Fixed-Income Fund



Risk key figures

SRI 1 2 3 4 5 6 7

Mountain-View Funds Rating²EDA³

79

Yearly Performance

2023	+7.93%
2022	-19.11%
2021	-3.38%
2020	+4.26%
2019	+7.58%

Master data		Conditions		Other figures	
Fund type	Single fund	Issue surcharge	0.00%	Minimum investment	USD 500,000.00
Category	Bonds	Planned administr. fee	0.00%	Savings plan	-
Sub category	Bonds: Mixed	Deposit fees	0.14%	UCITS / OGAW	Yes
Fund domicile	Luxembourg	Redemption charge	0.00%	Performance fee	0.00%
Tranch volume	(04/30/2024) USD 0.036 mill.	Ongoing charges	-	Redeployment fee	0.00%
Total volume	(04/30/2024) USD 217.37 mill.	Dividends		Investment company	
Launch date	2/28/1981	03.07.2023	0.44 EUR	Franklin Templeton Schottenring 16, 2.OG, 1010, Wien Austria https://www.franklintempleton.at	
KESr report funds	Yes	01.07.2022	0.50 EUR		
Business year start	01.07.	01.07.2021	0.45 EUR		
Sustainability type	-	01.07.2020	0.51 EUR		
Fund manager	N. Hardingham, S. M. Ouwendijk	01.07.2019	0.26 EUR		

Performance	1M	6M	YTD	1Y	2Y	3Y	5Y	Since start
Performance	+1.35%	+6.83%	+1.90%	+9.98%	+9.33%	-12.61%	-5.85%	-3.59%
Performance p.a.	-	-	-	+9.95%	+4.55%	-4.39%	-1.20%	-0.68%
Sharpe ratio	3.32	2.34	0.27	1.29	0.12	-1.25	-0.73	-0.67
Volatility	4.19%	4.47%	4.09%	4.77%	6.28%	6.58%	6.84%	6.66%
Worst month	-	-1.20%	-1.20%	-1.72%	-6.04%	-8.10%	-13.76%	-13.76%
Best month	-	4.87%	3.66%	4.87%	6.81%	6.81%	7.13%	7.13%
Maximum loss	-0.79%	-2.12%	-2.12%	-5.37%	-11.33%	-29.19%	-29.19%	-

Distribution permission

Austria, Germany, Switzerland

¹ Important note on update status: The displayed date refers exclusively to the calculation of the NAV.

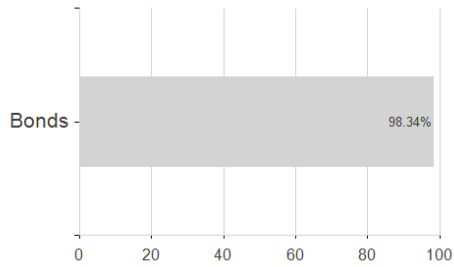
² The Mountain-View Data Fund Rating calculates a comparative ranking for funds using yield, volatility and trend data. For more information visit [MVD Funds Rating](#)

³ Displays the Ethical-Dynamical Ratio calculated according to standard criteria. The maximum value is 100. For more information visit [EDA](#)

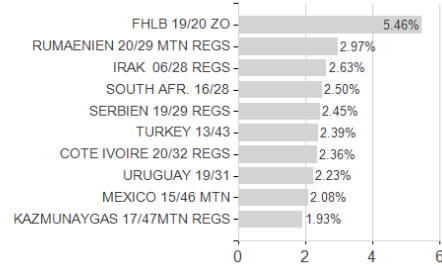
F.EM Debt Op.Hard C.Fd.W-H1 EUR H / LU1926204733 / A2PBU2 / Franklin Templeton

Assessment Structure

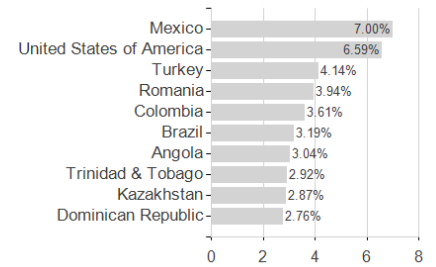
Assets



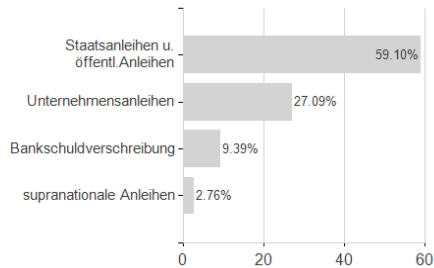
Largest positions



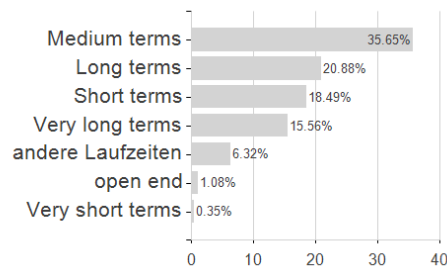
Countries



Issuer



Duration



Currencies

