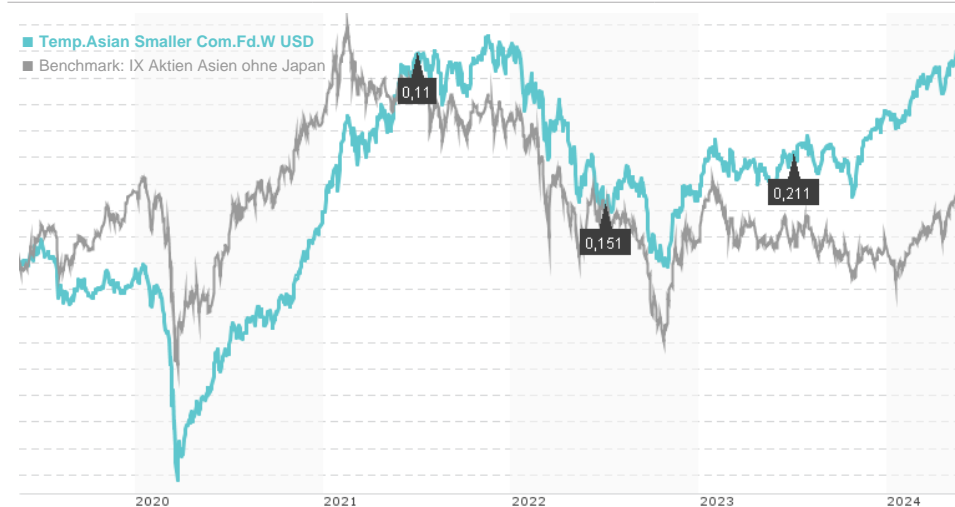


Temp.Asian Smaller Com.Fd.W USD / LU1742709618 / A2H9HJ / Franklin Templeton

Last 05/17/2024 ¹	Region	Branch	Type of yield	Type
12.68 USD	Asia (excl. Japan)	Mixed Sectors	paying dividend	Equity Fund



Risk key figures

SRI 1 2 3 4 5 6 7

Mountain-View Funds Rating² EDA³

75

Yearly Performance

2023	+14.05%
2022	-19.82%
2021	+28.48%
2020	+12.72%
2019	+4.24%

Master data		Conditions		Other figures	
Fund type	Single fund	Issue surcharge	0.00%	Minimum investment	USD 1,000.00
Category	Equity	Planned administr. fee	0.00%	Savings plan	-
Sub category	Mixed Sectors	Deposit fees	0.14%	UCITS / OGAW	Yes
Fund domicile	Luxembourg	Redemption charge	0.00%	Performance fee	0.00%
Tranch volume	(04/30/2024) USD 9.21 mill.	Ongoing charges	-	Redeployment fee	0.00%
Total volume	(04/30/2024) USD 978.42 mill.	Dividends		Investment company	
Launch date	12/21/2017	03.07.2023	0.21 USD	Franklin Templeton Schottenring 16, 2.OG, 1010, Wien Austria https://www.franklintempleton.at	
KESr report funds	Yes	01.07.2022	0.15 USD		
Business year start	01.07.	01.07.2021	0.11 USD		
Sustainability type	-	01.07.2020	0.10 USD		
Fund manager	Chetan Sehgal, Vikas Chiranewal, Krzysztof Musialik	01.07.2019	0.11 USD		

Performance	1M	6M	YTD	1Y	2Y	3Y	5Y	Since start
Performance	+5.75%	+13.72%	+8.65%	+20.57%	+20.21%	+9.94%	+39.93%	+35.45%
Performance p.a.	-	-	-	+20.51%	+9.63%	+3.21%	+6.94%	+4.85%
Sharpe ratio	11.16	2.83	2.25	1.66	0.43	-0.04	0.19	0.06
Volatility	8.40%	9.12%	9.37%	10.09%	13.38%	14.37%	16.85%	16.02%
Worst month	-	-1.37%	-1.37%	-3.90%	-11.21%	-11.21%	-25.93%	-25.93%
Best month	-	8.31%	4.95%	8.31%	15.03%	15.03%	15.03%	15.03%
Maximum loss	-0.81%	-3.62%	-3.62%	-9.33%	-17.49%	-30.59%	-43.56%	-

Distribution permission

Austria, Germany, Switzerland, Luxembourg

¹ Important note on update status: The displayed date refers exclusively to the calculation of the NAV.

² The Mountain-View Data Fund Rating calculates a comparative ranking for funds using yield, volatility and trend data. For more information visit [MVD Funds Rating](#)

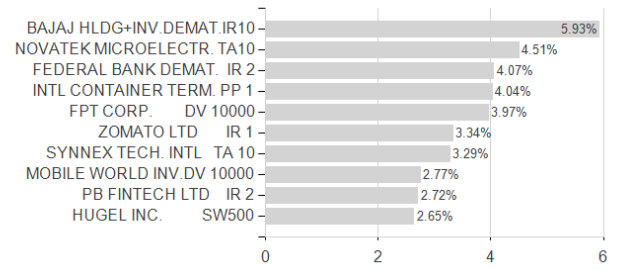
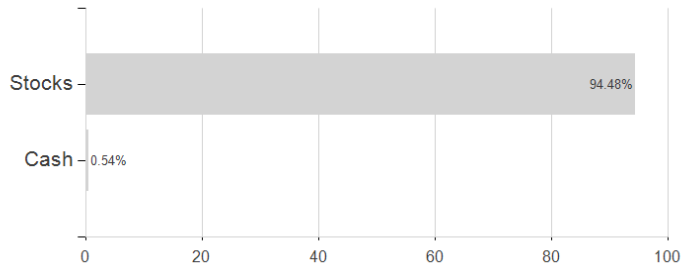
³ Displays the Ethical-Dynamical Ratio calculated according to standard criteria. The maximum value is 100. For more information visit [EDA](#)

Temp.Asian Smaller Com.Fd.W USD / LU1742709618 / A2H9HJ / Franklin Templeton

Assessment Structure

Assets

Largest positions



Countries

Branches

Currencies

