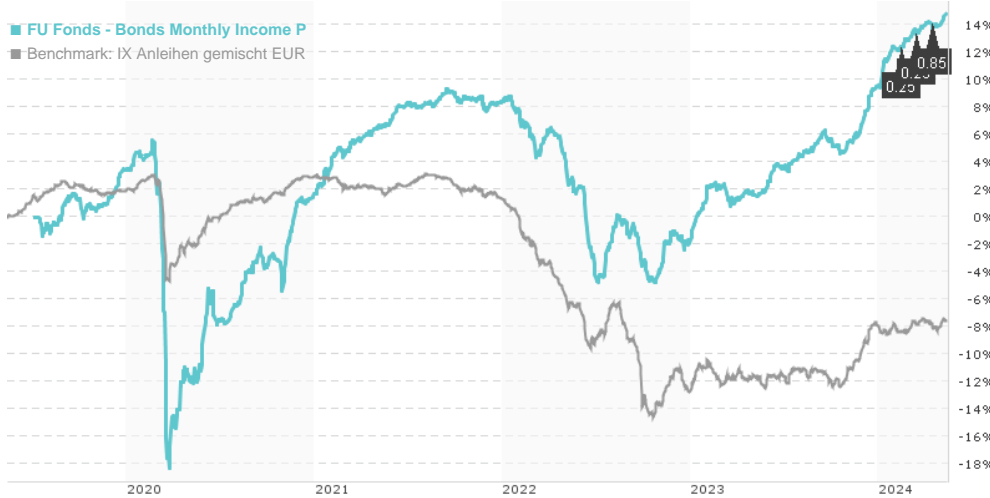


FU Fonds - Bonds Monthly Income P / LU1960394903 / HAFX9M / Hauck & Aufhäuser

Last 05/13/2024 ¹	Region	Branch	Type of yield	Type
96.16 EUR	Europe	Bonds: Mixed	paying dividend	Fixed-Income Fund

■ FU Fonds - Bonds Monthly Income P
■ Benchmark: IX Anleihen gemischt EUR



Risk key figures

SRI 1 2 3 4 5 6 7

Mountain-View Funds Rating² EDA³

78

Yearly Performance

2023	+11.65%
2022	-9.57%
2021	+6.66%
2020	-1.68%

Master data		Conditions		Other figures	
Fund type	Single fund	Issue surcharge	3.00%	Minimum investment	UNT 0
Category	Bonds	Planned administr. fee	0.00%	Savings plan	-
Sub category	Bonds: Mixed	Deposit fees	0.08%	UCITS / OGAW	Yes
Fund domicile	Luxembourg	Redemption charge	0.00%	Performance fee	0.00%
Tranch volume	(05/13/2024) EUR 45.34 mill.	Ongoing charges	-	Redeployment fee	0.00%
Total volume	(05/13/2024) EUR 57.12 mill.	Dividends		Investment company	
Launch date	7/8/2019	15.04.2024	0.85 EUR	Hauck & Aufhäuser 1c, rue Gabriel Lippmann, 5365, Munsbach Luxembourg https://www.hauck-aufhaeuser.com	
KEST report funds	Yes	15.03.2024	0.25 EUR		
Business year start	01.01.	15.02.2024	0.25 EUR		
Sustainability type	-	15.01.2024	0.25 EUR		
Fund manager	Heemann Vermögensverwaltung GmbH	15.12.2023	0.25 EUR		

Performance	1M	6M	YTD	1Y	2Y	3Y	5Y	Since start
Performance	+0.63%	+8.80%	+4.78%	+12.91%	+11.70%	+7.56%	-	+14.73%
Performance p.a.	-	-	-	+12.94%	+5.68%	+2.46%	-	+2.87%
Sharpe ratio	2.73	7.51	5.55	4.71	0.58	-0.44	-	-0.17
Volatility	1.71%	1.96%	1.80%	1.95%	3.24%	3.06%	0.00%	5.50%
Worst month	-	0.07%	0.07%	-0.56%	-6.39%	-6.39%	-17.83%	-17.83%
Best month	-	2.66%	2.66%	2.66%	3.33%	3.33%	6.98%	6.98%
Maximum loss	-0.26%	-0.43%	-0.43%	-1.56%	-7.42%	-12.89%	0.00%	-

Distribution permission

Austria, Germany

¹ Important note on update status: The displayed date refers exclusively to the calculation of the NAV.

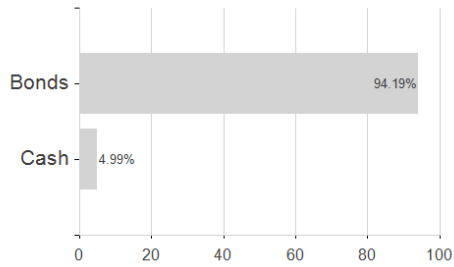
² The Mountain-View Data Fund Rating calculates a comparative ranking for funds using yield, volatility and trend data. For more information visit [MVD Funds Rating](#)

³ Displays the Ethical-Dynamical Ratio calculated according to standard criteria. The maximum value is 100. For more information visit [EDA](#)

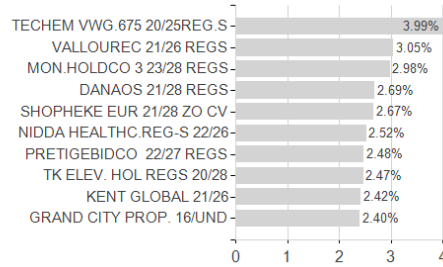
FU Fonds - Bonds Monthly Income P / LU1960394903 / HAFX9M / Hauck & Aufhäuser

Assessment Structure

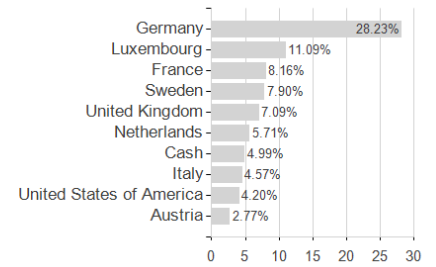
Assets



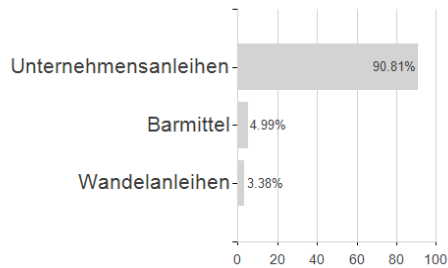
Largest positions



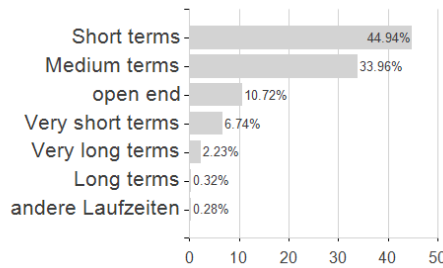
Countries



Issuer



Duration



Currencies

