

Fidelity Fd.GI.Div.Fd.Y Dis EUR / LU1961889166 / A2PFZF / FIL IM (LU)

Last 05/30/2024 ¹	Region	Branch	Type of yield	Type
14.69 EUR	Worldwide	Mixed Sectors	paying dividend	Equity Fund

■ Fidelity Fd.GI.Div.Fd.Y Dis EUR
■ Benchmark: IX Aktien Welt EUR



Risk key figures

SRI 1 2 3 4 5 6 7

Mountain-View Funds Rating²EDA³ 73

Yearly Performance

2023	+12.24%
2022	-5.76%
2021	+20.37%
2020	-0.11%

Master data		Conditions		Other figures	
Fund type	Single fund	Issue surcharge	0.00%	Minimum investment	USD 2,500.00
Category	Equity	Planned administr. fee	0.00%	Savings plan	-
Sub category	Mixed Sectors	Deposit fees	0.35%	UCITS / OGAW	Yes
Fund domicile	Luxembourg	Redemption charge	0.00%	Performance fee	0.00%
Tranch volume	(05/30/2024) EUR 11.08 mill.	Ongoing charges	-	Redeployment fee	0.00%
Total volume	(04/30/2024) EUR 11,314.90 mill.	Dividends		Investment company	
Launch date	3/13/2019	01.08.2023	0.21 EUR	FIL IM (LU) Kärntner Straße 9, Top 8, 1010, Wien Austria https://www.fidelity.at	
KESt report funds	Yes	01.08.2022	0.20 EUR		
Business year start	01.05.	02.08.2021	0.22 EUR		
Sustainability type	-	03.08.2020	0.18 EUR		
Fund manager	Daniel Roberts	01.08.2019	0.05 EUR		

Performance	1M	6M	YTD	1Y	2Y	3Y	5Y	Since start
Performance	+1.87%	+10.45%	+7.70%	+14.57%	+17.09%	+26.87%	+53.67%	+57.51%
Performance p.a.	-	-	-	+14.53%	+8.20%	+8.26%	+8.96%	+9.10%
Sharpe ratio	2.71	2.75	2.37	1.46	0.49	0.45	0.38	0.40
Volatility	7.95%	6.70%	6.81%	7.38%	9.10%	9.83%	13.48%	13.32%
Worst month	-	-1.70%	-1.70%	-2.00%	-4.96%	-4.96%	-7.78%	-7.78%
Best month	-	4.40%	3.09%	4.40%	5.87%	6.14%	9.55%	9.55%
Maximum loss	-2.40%	-3.41%	-3.41%	-4.89%	-9.72%	-11.23%	-29.11%	-

Distribution permission

Austria, Germany, Switzerland, Luxembourg

¹ Important note on update status: The displayed date refers exclusively to the calculation of the NAV.

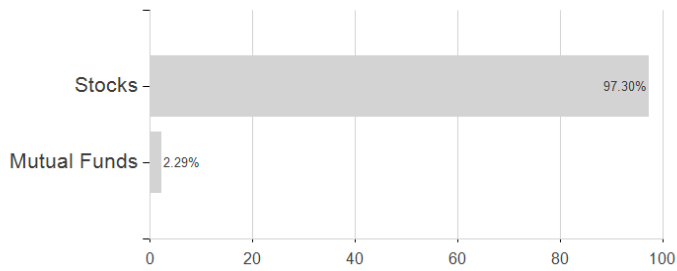
² The Mountain-View Data Fund Rating calculates a comparative ranking for funds using yield, volatility and trend data. For more information visit [MVD Funds Rating](#)

³ Displays the Ethical-Dynamical Ratio calculated according to standard criteria. The maximum value is 100. For more information visit [EDA](#)

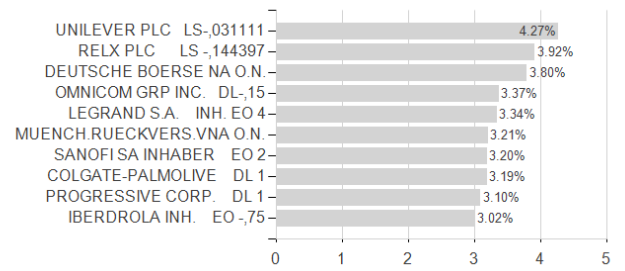
Fidelity Fd.GI.Div.Fd.Y Dis EUR / LU1961889166 / A2PFZF / FIL IM (LU)

Assessment Structure

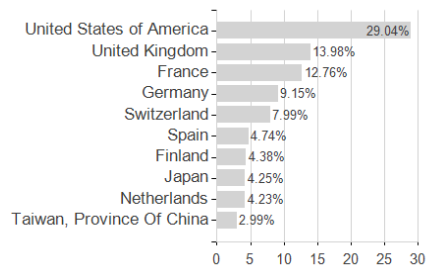
Assets



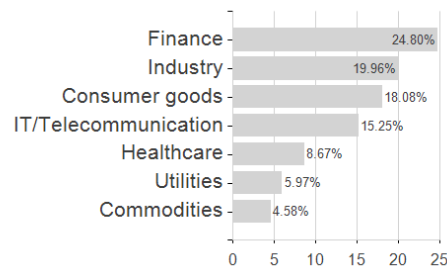
Largest positions



Countries



Branches



Currencies

