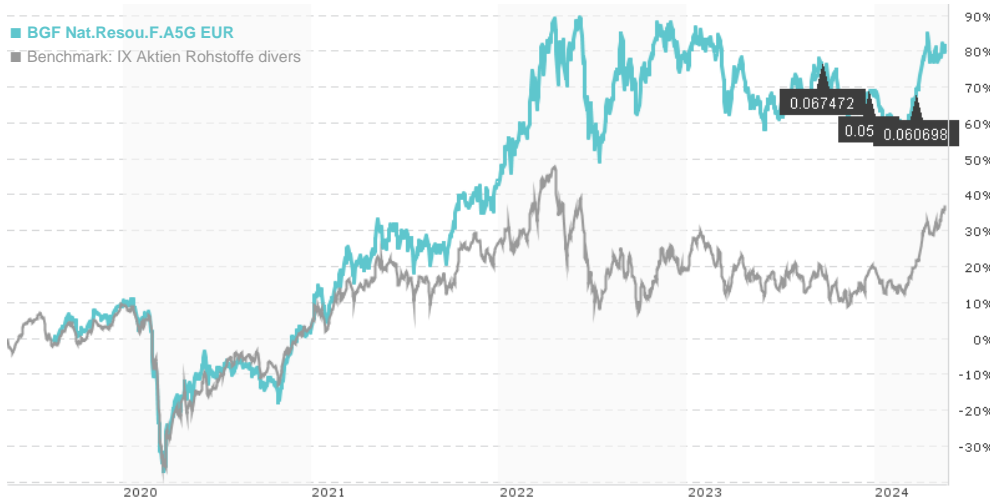


## BGF Nat.Resou.F.A5G EUR / LU1142331880 / A2JCSF / BlackRock (LU)

Last 05/17/2024 <sup>1</sup>	Region	Branch	Type of yield	Type
8.12 EUR	Worldwide	Sector Commodities divers	paying dividend	Equity Fund



## Risk key figures

SRI 1 2 3 4 5 6 7

Mountain-View Funds Rating<sup>2</sup> EDA<sup>3</sup>

66

## Yearly Performance

2023	-5.35%
2022	+23.90%
2021	+39.75%
2020	-6.31%

Master data		Conditions		Other figures	
Fund type	Single fund	Issue surcharge	5.00%	Minimum investment	USD 5,000.00
Category	Equity	Planned administr. fee	0.00%	Savings plan	-
Sub category	Sector Commodities divers	Deposit fees	0.45%	UCITS / OGAW	Yes
Fund domicile	Luxembourg	Redemption charge	0.00%	Performance fee	0.00%
Tranch volume	-	Ongoing charges	-	Redeployment fee	0.00%
Total volume	(05/17/2024) USD 340.90 mill.	Dividends		Investment company	
Launch date	11/26/2014	20.03.2024	0.06 EUR	BlackRock (LU) 35a Avenue JF Kennedy, 1855, Luxembourg Luxembourg <a href="https://www.blackrock.com">https://www.blackrock.com</a>	
KESr report funds	No	20.12.2023	0.06 EUR		
Business year start	01.09.	20.09.2023	0.07 EUR		
Sustainability type	-	20.06.2023	0.07 EUR		
Fund manager	Tom Holl, Alastair Bishop	20.03.2023	0.06 EUR		

Performance	1M	6M	YTD	1Y	2Y	3Y	5Y	Since start
Performance	+0.87%	+10.86%	+8.28%	+9.86%	-0.45%	+39.83%	-	+81.75%
Performance p.a.	-	-	-	+9.84%	-0.22%	+11.81%	-	+13.42%
Sharpe ratio	0.56	1.46	1.48	0.42	-0.21	0.38	-	0.40
Volatility	13.07%	13.23%	13.53%	14.45%	19.39%	21.19%	0.00%	24.23%
Worst month	-	-3.04%	-3.04%	-6.86%	-16.03%	-16.03%	-16.03%	-16.03%
Best month	-	8.81%	8.81%	8.81%	11.50%	12.13%	20.10%	20.10%
Maximum loss	-2.34%	-7.34%	-7.34%	-11.96%	-21.09%	-21.09%	0.00%	-

## Distribution permission

Austria, Germany, Switzerland

<sup>1</sup> Important note on update status: The displayed date refers exclusively to the calculation of the NAV.<sup>2</sup> The Mountain-View Data Fund Rating calculates a comparative ranking for funds using yield, volatility and trend data. For more information visit [MVD Funds Rating](#)<sup>3</sup> Displays the Ethical-Dynamical Ratio calculated according to standard criteria. The maximum value is 100. For more information visit [EDA](#)

## BGF Nat.Resou.F.A5G EUR / LU1142331880 / A2JCSF / BlackRock (LU)

### Investment strategy

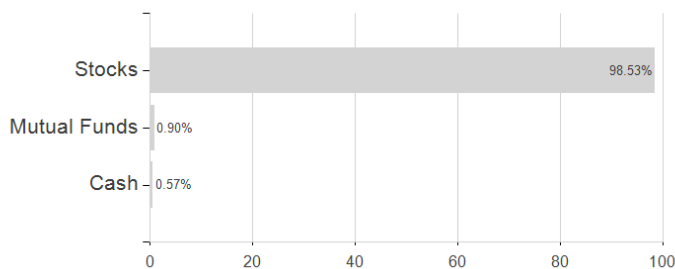
The Fund is actively managed, and the IA has discretion to select the Fund's investments. In doing so, the IA will refer to the S&P Global Natural Resources Index (the "Index") when constructing the Fund's portfolio, and also for risk management purposes to ensure that the active risk (i.e. degree of deviation from the Index) taken by the Fund remains appropriate given the Fund's investment objective and policy. The IA is not bound by the components or weighting of the Index when selecting investments. The IA may also use its discretion to invest in securities not included in the Index in order to take advantage of specific investment opportunities. However, the industry sector requirements of the investment objective and policy may have the effect of limiting the extent to which the portfolio holdings will deviate from the Index. The Index should be used by investors to compare the performance of the Fund.

### Investment goal

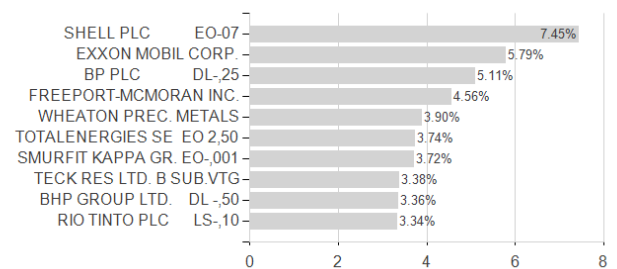
The Fund aims to maximise total return. The Fund invests globally at least 70% of its total assets in the equity securities (e.g. shares) of companies the main business of which is the natural resources sector, such as, but not limited to, companies engaged in mining, energy and agriculture.

### Assessment Structure

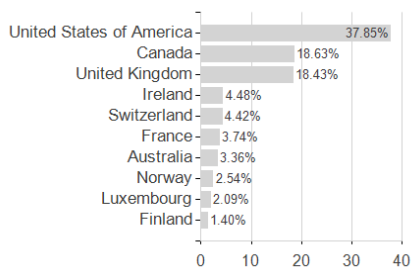
#### Assets



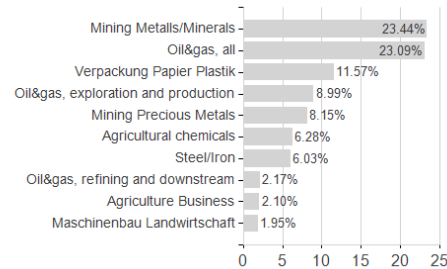
#### Largest positions



#### Countries



#### Branches



#### Currencies

