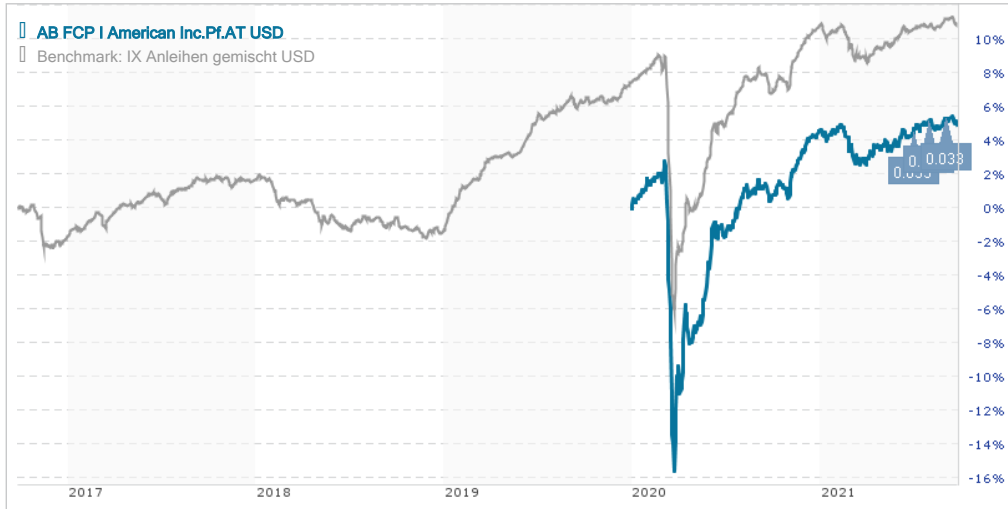


**AB FCP I American Inc.Pf.AT USD / LU0157308031 / A0LEC5 / AllianceBernstein LU**

|   |                     |                        |                                  |                           |
|---|---------------------|------------------------|----------------------------------|---------------------------|
| Last 09/23/2021 <sup>1</sup><br><b>8.09 USD</b> | Region<br>Worldwide | Branch<br>Bonds: Mixed | Type of yield<br>paying dividend | Type<br>Fixed-Income Fund |
|---|---------------------|------------------------|----------------------------------|---------------------------|



| Risk key figures           |                        |
|----------------------------|------------------------|
| SRRI                       | 1 2 3 <b>4</b> 5 6 7   |
| Mountain-View Funds Rating | EDA <sup>2</sup><br>65 |
| Yearly Performance         |                        |
| 2020                       | +4.64%                 |

| Master data         |                                 | Conditions                   |          | Other figures                             |              |
|---------------------|---------------------------------|------------------------------|----------|---|--------------|
| Fund type           | Single fund                     | Issue surcharge              | 5.00%    | Minimum investment                        | USD 2,000.00 |
| Category            | Bonds                           | Planned administr. fee       | 0.00%    | Savings plan                              | -            |
| Sub category        | Bonds: Mixed                    | Deposit fees                 | 0.00%    | UCITS / OGAW                              | Yes          |
| Fund domicile       | Luxembourg                      | Redemption charge            | 0.00%    | Performance fee                           | 0.00%        |
| Tranch volume       | (09/23/2021) USD 7.081,56 Mio.  | Ongoing charges (12/31/2020) | 1.30%    | Redeployment fee                          | 0.00%        |
| Total volume        | (09/23/2021) USD 24.610,89 Mio. | Dividends                    |          | Investment company                        |              |
| Launch date         | 9/16/2002                       | 31.08.2021                   | 0.03 USD | AllianceBernstein LU                      |              |
| KESt report funds   | No                              | 30.07.2021                   | 0.03 USD | 2-4, rue Eugene Ruppert, 2453, Luxembourg |              |
| Business year start | 01.09.                          | 30.06.2021                   | 0.03 USD | Luxembourg                                |              |
| Sustainability type | -                               | 30.04.2021                   | 0.03 USD | https://www.alliancebernstein.com         |              |
|                     |                                 | 31.03.2021                   | 0.03 USD |   |              |

| Fund manager     | Peebles, Distenfeld, Peebles, Sheridan |        |        |        |         |       |       |             |
|------------------|--|--------|--------|--------|---------|-------|-------|-------------|
|                  | 1M                                     | 6M     | YTD    | 1Y     | 2Y      | 3Y    | 5Y    | Since start |
| Performance      | +0.04%                                 | +2.05% | +0.27% | +4.19% | -       | -     | -     | +4.93%      |
| Performance p.a. | -                                      | -      | -      | +4.19% | -       | -     | -     | +2.82%      |
| Sharpe ratio     | 0.57                                   | 2.17   | 0.37   | 1.83   | -       | -     | -     | 0.48        |
| Volatility       | 1.69%                                  | 2.14%  | 2.52%  | 2.58%  | 0.00%   | 0.00% | 0.00% | 7.02%       |
| Worst month      | -                                      | -0.82% | -0.93% | -0.93% | -10.76% | 0.00% | 0.00% | -10.76%     |
| Best month       | -                                      | 1.03%  | 1.13%  | 2.90%  | 3.74%   | 0.00% | 0.00% | 3.74%       |
| Maximum loss     | -0.49%                                 | -0.62% | -2.26% | -2.26% | 0.00%   | 0.00% | 0.00% | -           |
| Outperformance   | -                                      | -      | 0.07%  | +0.83% | -       | -     | -     | -           |

**Distribution permission**  
Austria, Germany, Switzerland

<sup>1</sup> Important note on update status: The displayed date refers exclusively to the calculation of the NAV.  
<sup>2</sup> Displays the Ethical-Dynamical Ratio calculated according to standard criteria. The maximum value is 100. For more information visit <http://www.mountain-view.com/MVD-Fonds-Rating.pdf>

**AB FCP I American Inc.Pf.AT USD / LU0157308031 / A0LEC5 / AllianceBernstein LU**

**Investment strategy**

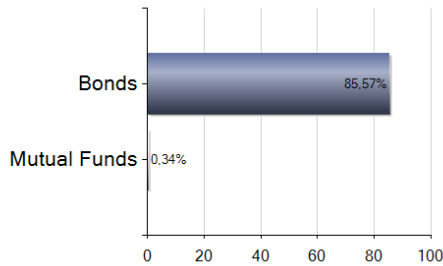
The Portfolio invests solely in U.S. dollar denominated fixed income securities, including investment grade and high yield securities of issuers domiciled within and outside the U.S. Under normal market conditions, a minimum of 50% of the Portfolio assets will be invested in investment grade securities. At least 65% of the assets must be issued by issuers domiciled within the United States.

**Investment goal**

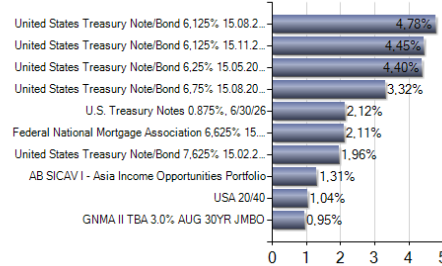
The Portfolio seeks to provide a high level of current income with the potential for capital appreciation by investing in a diversified portfolio of U.S. dollar-denominated fixed income securities.

**Assessment Structure**

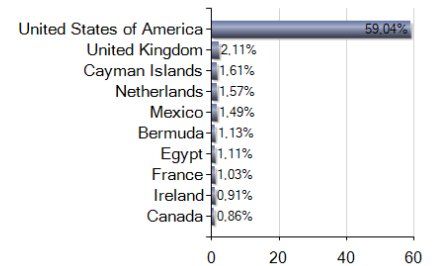
**Assets**



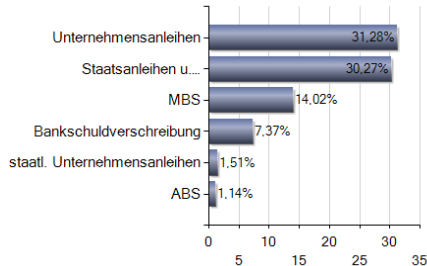
**Largest positions**



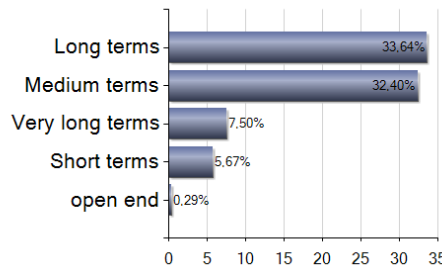
**Countries**



**Issuer**



**Duration**



**Currencies**

