

iShares NASDAQ-100 UCITS ETF EUR H / IE00BYVQ9F29 / A2N34W / BlackRock AM (IE)

Last 05/07/2024 ¹	Country	Branch	Type of yield	Type
10.91 EUR	United States of America	ETF Stocks	reinvestment	Alternative Investm.

■ iShares NASDAQ-100 UCITS ETF EUR H
■ Benchmark: IX ETF Aktien USA



Risk key figures

SRI 1 2 3 4 5 6 7

Mountain-View Funds Rating²EDA³

73

Yearly Performance

2023	+50.29%
2022	-35.03%
2021	+25.88%
2020	+45.69%
2019	+34.77%

Master data		Conditions		Other figures	
Fund type	Single fund	Issue surcharge	0.00%	Minimum investment	UNT 1
Category	Equity	Planned administr. fee	0.00%	Savings plan	Yes
Sub category	ETF Stocks	Deposit fees	0.00%	UCITS / OGAW	Yes
Fund domicile	Ireland	Redemption charge	0.00%	Performance fee	0.00%
Tranch volume	(05/07/2024) USD 653.72 mill.	Ongoing charges	-	Redeployment fee	0.00%
Total volume	(05/07/2024) USD 13,709.63 mill.	Dividends		Investment company	
Launch date	9/10/2018	BlackRock AM (IE)			
KESr report funds	Yes	12 Throgmorton Avenue, EC2N 2DL, London			
Business year start	01.08.	United Kingdom			
Sustainability type	-	https://www.blackrock.com			
Fund manager	BlackRock Asset Management Ireland Limited				

Performance	1M	6M	YTD	1Y	2Y	3Y	5Y	Since start
Performance	-0.29%	+17.39%	+7.05%	+34.77%	+41.31%	+23.94%	+115.77%	+116.52%
Performance p.a.	-	-	-	+34.88%	+18.90%	+7.41%	+16.61%	+14.64%
Sharpe ratio	-0.40	2.27	1.11	1.93	0.66	0.16	0.51	0.43
Volatility	18.36%	15.16%	16.23%	16.14%	22.90%	23.01%	25.35%	25.16%
Worst month	-	-4.67%	-4.67%	-5.34%	-10.89%	-14.02%	-14.02%	-14.02%
Best month	-	10.42%	5.30%	10.42%	12.64%	12.64%	15.13%	15.13%
Maximum loss	-6.39%	-7.30%	-7.30%	-11.37%	-23.09%	-37.66%	-37.66%	-

Distribution permission

Austria, Germany

¹ Important note on update status: The displayed date refers exclusively to the calculation of the NAV.

² The Mountain-View Data Fund Rating calculates a comparative ranking for funds using yield, volatility and trend data. For more information visit [MVD Funds Rating](#)

DISCLAIMER: The information on this page are for informational purposes only and should neither an offer to sell nor a solicitation for the purchase of the security or recommendation in favor of the security to be understood. baha GmbH assumes no liability despite thorough searches for the accuracy of the data.

Funds data from: www.mountain-view.com. Fact Sheet created by: www.baha.com

Created: 05/09/2024

iShares NASDAQ-100 UCITS ETF EUR H / IE00BYVQ9F29 / A2N34W / BlackRock AM (IE)

3 Displays the Ethical-Dynamical Ratio calculated according to standard criteria. The maximum value is 100. For more information visit [EDA](#)

Investment strategy

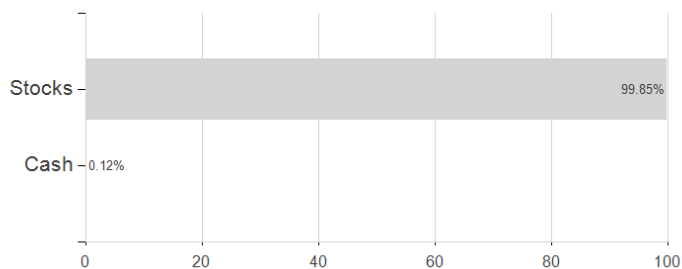
The Index measures the performance of 100 of the largest US and international companies listed on the NASDAQ stock exchange and which are not in the financial sector, selected according to size and liquidity criteria. The Index is market capitalisation weighted. Market capitalisation is the share price of a company multiplied by the number of shares issued. Securities that are liquid means that they can be easily bought or sold in the market in normal market conditions.

Investment goal

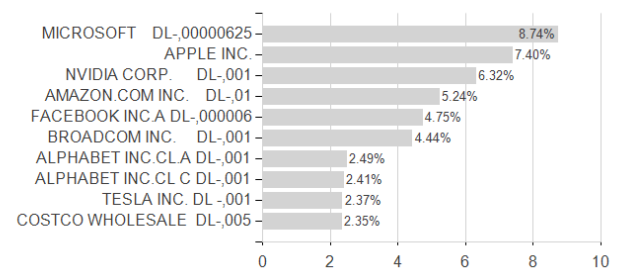
The Share Class is a share class of a Fund which aims to achieve a return on your investment, through a combination of capital growth and income on the Fund's assets, which reflects the return of the NASDAQ 100 Index, the Fund's benchmark index (Index). The Share Class, via the Fund is passively managed and aims to invest so far as possible and practicable in the equity securities (e.g. shares) that make up the Index.

Assessment Structure

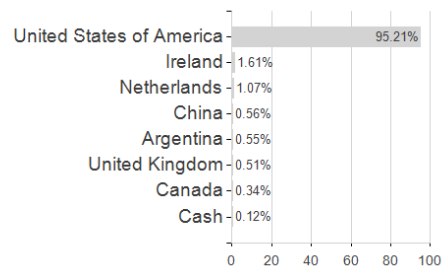
Assets



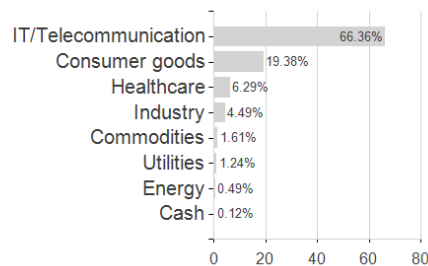
Largest positions



Countries



Branches



Currencies

