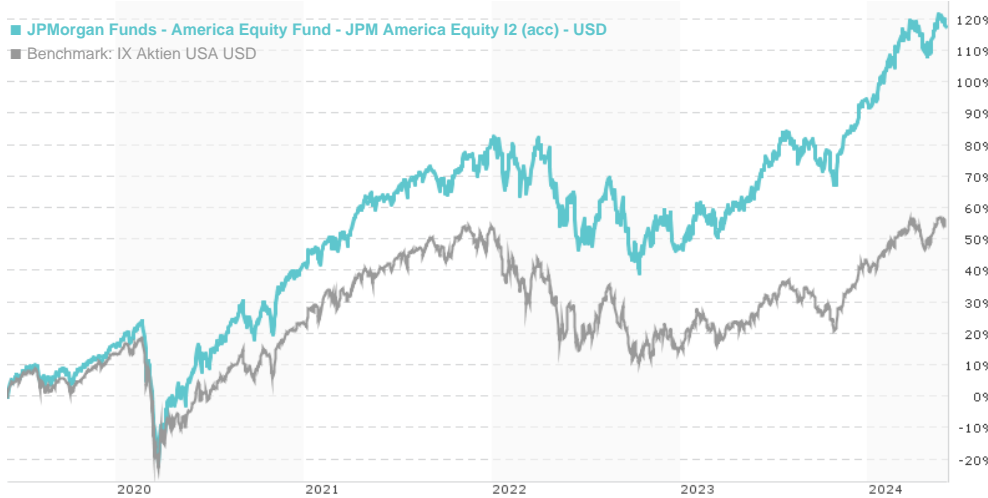


JPMorgan Funds - America Equity Fund - JPM America Equity I2 (acc) - USD / LU1727351345 / A2JCCQ / JPMorgan

Last 05/31/2024 ¹	Country	Branch	Type of yield	Type
230.15 USD	United States of America	Mixed Sectors	reinvestment	Equity Fund

■ JPMorgan Funds - America Equity Fund - JPM America Equity I2 (acc) - USD
■ Benchmark: IX Aktien USA USD



Risk key figures

SRI 1 2 3 4 5 6 7

Mountain-View Funds Rating²

▲ ▲ ▲ ▲ ▲ ▲

EDA³

70

Yearly Performance

2023	+32.41%
2022	-18.37%
2021	+27.03%
2020	+22.30%
2019	+29.18%

Master data		Conditions		Other figures	
Fund type	Single fund	Issue surcharge	0.00%	Minimum investment	USD 100,000,000.00
Category	Equity	Planned administr. fee	0.00%	Savings plan	-
Sub category	Mixed Sectors	Deposit fees	0.00%	UCITS / OGAW	Yes
Fund domicile	Luxembourg	Redemption charge	0.00%	Performance fee	0.00%
Tranch volume	(05/31/2024) USD 135.15 mill.	Ongoing charges	-	Redeployment fee	0.00%
Total volume	(05/31/2024) USD 6,817.64 mill.	Dividends		Investment company	
Launch date	12/18/2017	JPMorgan AM (EU)			
KESr report funds	No	PO Box 275, 2012, Luxembourg			
Business year start	01.07.	Luxembourg			
Sustainability type	-	https://www.jpmorganassetmanagement.de			
Fund manager	Jonathan Simon, Timothy Parton				

Performance	1M	6M	YTD	1Y	2Y	3Y	5Y	Since start
Performance	+2.65%	+17.67%	+11.76%	+30.65%	+32.98%	+33.16%	+116.59%	+130.15%
Performance p.a.	-	-	-	+30.55%	+15.29%	+10.01%	+16.70%	+13.78%
Sharpe ratio	2.92	2.88	2.16	2.16	0.67	0.36	0.66	0.54
Volatility	11.09%	12.08%	12.61%	12.42%	17.22%	17.42%	19.67%	18.63%
Worst month	-	-3.20%	-3.20%	-3.93%	-9.28%	-9.28%	-12.99%	-12.99%
Best month	-	9.58%	5.33%	9.58%	9.58%	9.58%	14.62%	14.62%
Maximum loss	-1.69%	-5.27%	-5.27%	-9.23%	-17.91%	-23.78%	-36.99%	-

Distribution permission

Austria, Germany, Switzerland

¹ Important note on update status: The displayed date refers exclusively to the calculation of the NAV.

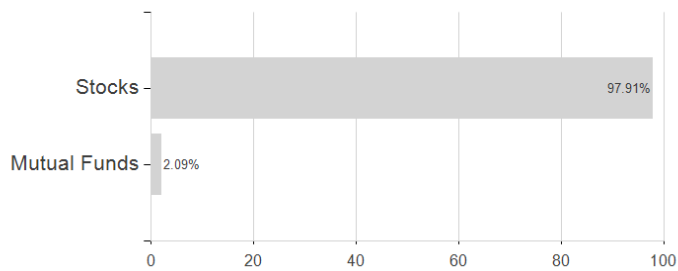
JPMorgan Funds - America Equity Fund - JPM America Equity I2 (acc) - USD / LU1727351345 / A2JCCQ / JPMorgan

2 The Mountain-View Data Fund Rating calculates a comparative ranking for funds using yield, volatility and trend data. For more information visit [MVD Funds Rating](#)

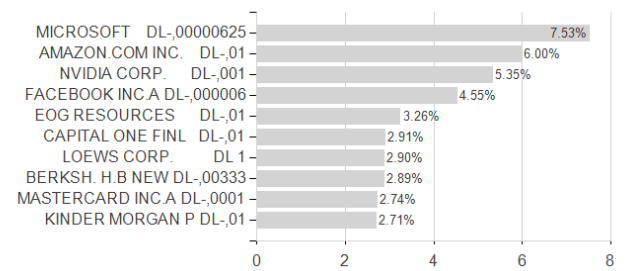
3 Displays the Ethical-Dynamical Ratio calculated according to standard criteria. The maximum value is 100. For more information visit [EDA](#)

Assessment Structure

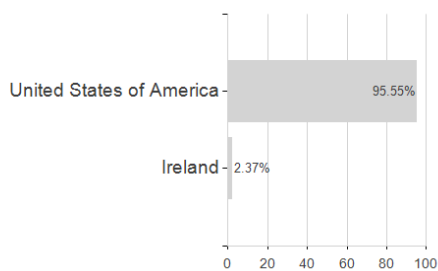
Assets



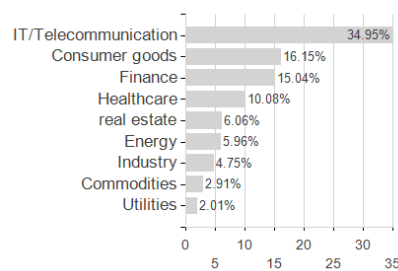
Largest positions



Countries



Branches



Currencies

