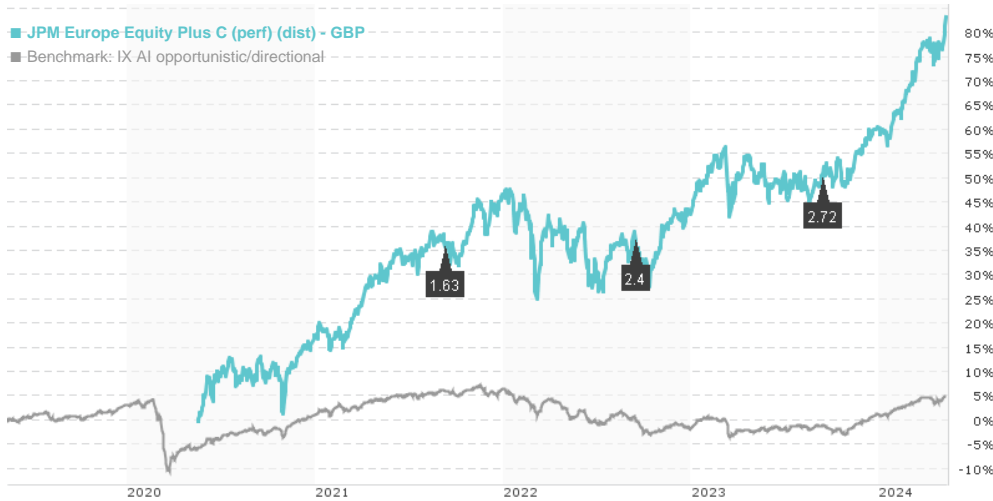


JPM Europe Equity Plus C (perf) (dist) - GBP / LU0822043260 / A1J36X / JPMorgan AM (EU)

Last 05/10/2024 ¹	Region	Branch	Type of yield	Type
140.86 GBP	Europe	AI Hedgefonds Single Strategy	paying dividend	Alternative Investm.



Risk key figures

SRI	1	2	3	4	5	6	7
-----	---	---	---	---	---	---	---

Mountain-View Funds Rating ²	EDA ³
---	------------------

-	-
---	---

Yearly Performance

2023	+12.47%
2022	-2.38%
2021	+24.61%

Master data		Conditions		Other figures	
Fund type	Single fund	Issue surcharge	0.00%	Minimum investment	USD 10,000,000.00
Category	Alternative Investments	Planned administr. fee	0.00%	Savings plan	-
Sub category	AI Hedgefonds Single Strategy	Deposit fees	0.00%	UCITS / OGAW	Yes
Fund domicile	Luxembourg	Redemption charge	0.00%	Performance fee	10.00%
Tranch volume	(05/10/2024) EUR 0.086 mill.	Ongoing charges	-	Redeployment fee	0.00%
Total volume	(05/10/2024) EUR 1,903.81 mill.	Dividends		Investment company	
Launch date	2/6/2015	13.09.2023	2.72 GBP	JPMorgan AM (EU) PO Box 275, 2012, Luxembourg Luxembourg https://www.jpmorganassetmanagement.de	
KESr report funds	No	14.09.2022	2.40 GBP		
Business year start	01.07.	09.09.2021	1.63 GBP		
Sustainability type	-	10.09.2020	1.31 GBP		

Performance	1M	6M	YTD	1Y	2Y	3Y	5Y	Since start
Performance	+3.84%	+20.96%	+14.08%	+22.53%	+36.23%	+39.02%	-	+83.25%
Performance p.a.	-	-	-	+22.46%	+16.69%	+11.59%	-	+16.43%
Sharpe ratio	3.68	4.54	3.96	1.73	0.95	0.53	-	0.86
Volatility	14.79%	9.47%	10.43%	10.81%	13.58%	14.58%	0.00%	14.67%
Worst month	-	-0.08%	-0.08%	-3.90%	-7.44%	-7.44%	0.00%	-7.69%
Best month	-	5.09%	5.09%	5.09%	6.21%	6.21%	0.00%	12.29%
Maximum loss	-2.47%	-3.03%	-3.03%	-5.74%	-10.07%	-15.44%	0.00%	-

Distribution permission

Austria, Germany, Switzerland

¹ Important note on update status: The displayed date refers exclusively to the calculation of the NAV.

² The Mountain-View Data Fund Rating calculates a comparative ranking for funds using yield, volatility and trend data. For more information visit [MVD Funds Rating](#)

³ Displays the Ethical-Dynamical Ratio calculated according to standard criteria. The maximum value is 100. For more information visit [EDA](#)

JPM Europe Equity Plus C (perf) (dist) - GBP / LU0822043260 / A1J36X / JPMorgan AM (EU)

Investment strategy

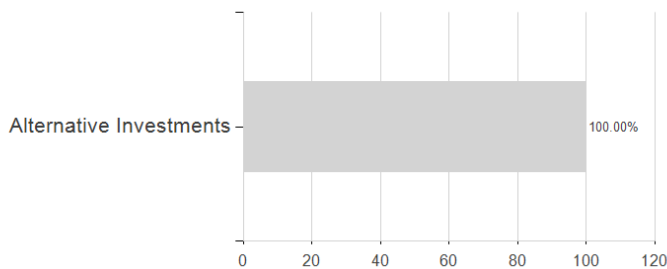
At least 67% of assets invested, either directly or through derivatives, in equities of companies that are domiciled, or carrying out the main part of their economic activity, in a European Country. The Sub-Fund will typically hold long positions of approximately 130%, and short positions of approximately 30% (achieved through derivatives) of net assets but may vary from these targets depending on market conditions. At least 51% of assets (excluding short positions) are invested in companies with positive environmental and/or social characteristics that follow good governance practices as measured through the Investment Manager's proprietary ESG scoring methodology and/or third party data. The Sub-Fund is actively managed. Though the majority of its holdings (excluding derivatives) are likely to be components of the benchmark, the Investment Manager has broad discretion to deviate from its securities, weightings and risk characteristics.

Investment goal

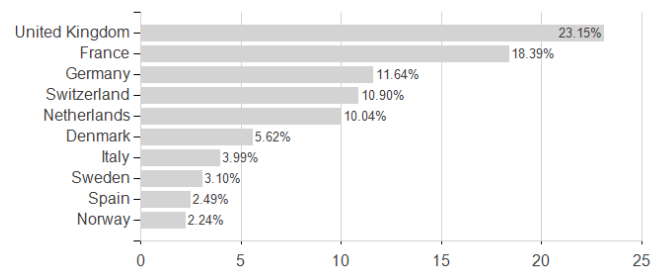
To provide long term capital growth through exposure to European companies, by direct investments in securities of such companies and through the use of derivatives.

Assessment Structure

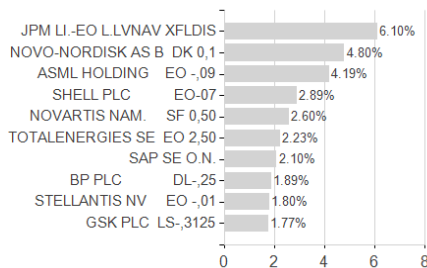
Assets



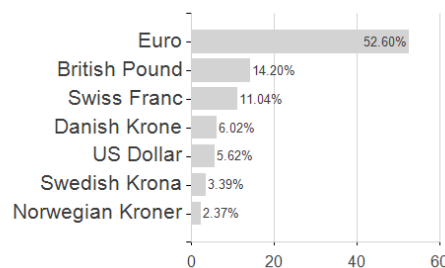
Countries



Largest positions



Currencies



Branches

