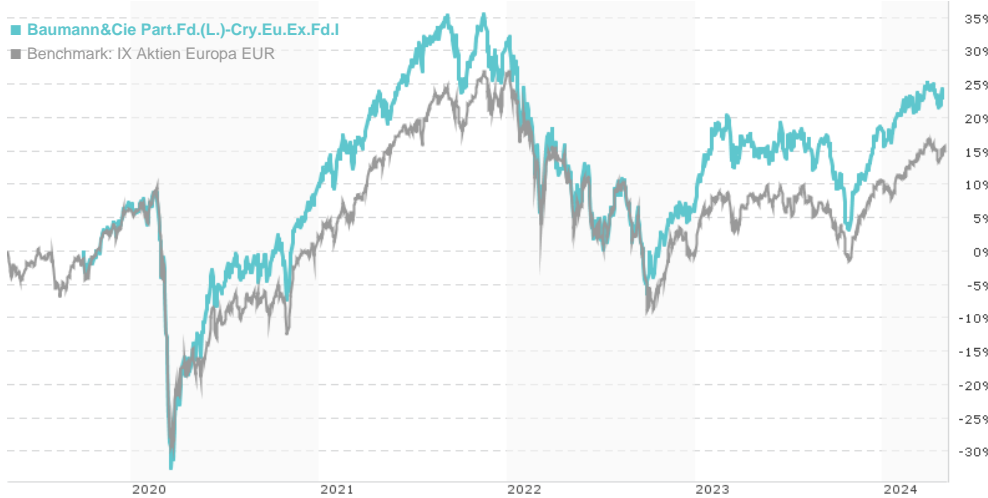


Baumann&Cie Part.Fd.(L.)-Cry.Eu.Ex.Fd.I / LU1993059051 / A2PKWK / LRI Invest

Last 04/25/2024 ¹	Region	Branch	Type of yield	Type
126.76 EUR	Europe	Mixed Sectors	reinvestment	Equity Fund

■ Baumann&Cie Part.Fd.(L.)-Cry.Eu.Ex.Fd.I
■ Benchmark: IX Aktien Europa EUR



Risk key figures

SRI 1 2 3 4 5 6 7

Mountain-View Funds Rating²

▲ ▲ ▲ ▲ ▲ ▲

EDA³

-

Yearly Performance

2023	+11.58%
2022	-18.99%
2021	+19.35%
2020	+3.19%

Master data		Conditions		Other figures	
Fund type	Single fund	Issue surcharge	0.00%	Minimum investment	EUR 500,000.00
Category	Equity	Planned administr. fee	0.00%	Savings plan	-
Sub category	Mixed Sectors	Deposit fees	0.04%	UCITS / OGAW	Yes
Fund domicile	Luxembourg	Redemption charge	0.00%	Performance fee	10.00%
Tranch volume	(04/25/2024) EUR 6.61 mill.	Ongoing charges	-	Redeployment fee	0.00%
Total volume	(04/25/2024) EUR 28.40 mill.	Dividends		Investment company	
Launch date	9/30/2019			LRI Invest	
KESr report funds	No			9A, rue Gabriel Lippmann, 5365, Munsbach	
Business year start	01.01.			Luxembourg	
Sustainability type	-			http://www.lri-invest.lu	
Fund manager	-				

Performance	1M	6M	YTD	1Y	2Y	3Y	5Y	Since start
Performance	-1.19%	+18.97%	+3.83%	+6.40%	+9.69%	-0.73%	-	+23.08%
Performance p.a.	-	-	-	+6.39%	+4.73%	-0.24%	-	+4.65%
Sharpe ratio	-1.82	3.43	0.84	0.22	0.06	-0.26	-	0.04
Volatility	9.39%	11.02%	10.62%	11.69%	14.94%	15.98%	0.00%	18.29%
Worst month	-	-6.13%	-1.56%	-6.13%	-8.30%	-8.30%	-17.42%	-17.42%
Best month	-	6.66%	5.83%	6.66%	8.13%	8.13%	12.03%	12.03%
Maximum loss	-3.04%	-3.04%	-3.04%	-13.44%	-17.11%	-30.79%	0.00%	-

Distribution permission

Switzerland, Luxembourg

¹ Important note on update status: The displayed date refers exclusively to the calculation of the NAV.

² The Mountain-View Data Fund Rating calculates a comparative ranking for funds using yield, volatility and trend data. For more information visit [MVD Funds Rating](#)

³ Displays the Ethical-Dynamical Ratio calculated according to standard criteria. The maximum value is 100. For more information visit [EDA](#)

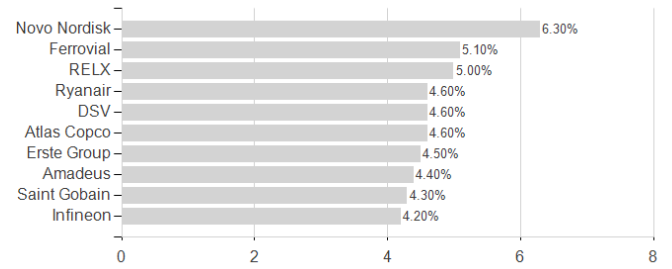
Baumann&Cie Part.Fd.(L.)-Cry.Eu.Ex.Fd.I / LU1993059051 / A2PKWK / LRI Invest

Assessment Structure

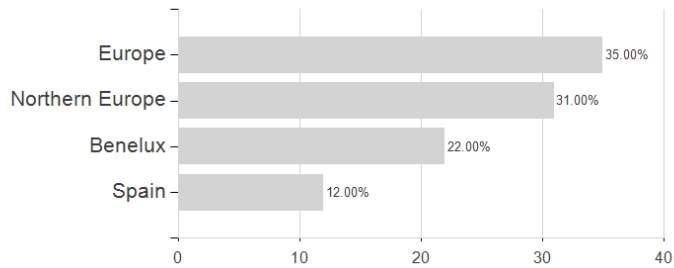
Assets



Largest positions



Countries



Branches

