

## JPM Global Income A (div) - SGD / LU0795875086 / A1J0F9 / JPMorgan AM (EU)

Last 05/24/2024 <sup>1</sup>	Region	Branch	Type of yield	Type
11.37 SGD	Worldwide	Multi-asset	paying dividend	Mixed Fund



## Risk key figures

SRI 1 2 3 4 5 6 7

Mountain-View Funds Rating<sup>2</sup>EDA<sup>3</sup> 68

## Yearly Performance

2023	+7.92%
2022	-19.74%
2021	+2.53%
2020	+9.05%
2019	+7.10%

Master data		Conditions		Other figures	
Fund type	Single fund	Issue surcharge	5.00%	Minimum investment	USD 35,000.00
Category	Mixed Fund	Planned administr. fee	0.00%	Savings plan	-
Sub category	Multi-asset	Deposit fees	0.00%	UCITS / OGAW	Yes
Fund domicile	Luxembourg	Redemption charge	0.50%	Performance fee	0.00%
Tranch volume	(05/24/2024) EUR 14.85 mill.	Ongoing charges	-	Redeployment fee	0.00%
Total volume	(05/24/2024) EUR 16,666.28 mill.	Dividends		Investment company	
Launch date	9/17/2012	08.05.2024	0.18 SGD	JPMorgan AM (EU) PO Box 275, 2012, Luxembourg Luxembourg <a href="https://www.jpmorganassetmanagement.de">https://www.jpmorganassetmanagement.de</a>	
KESr report funds	No	08.02.2024	0.17 SGD		
Business year start	01.01.	08.11.2023	0.18 SGD		
Sustainability type	-	08.08.2023	0.18 SGD		
Fund manager	Michael Schoenhaut, Eric Bernbaum, Gary Herbert	11.05.2023	0.18 SGD		

Performance	1M	6M	YTD	1Y	2Y	3Y	5Y	Since start
Performance	+2.87%	+7.31%	+2.61%	+8.19%	+2.50%	-13.44%	+1.17%	+25.95%
Performance p.a.	-	-	-	+8.17%	+1.24%	-4.69%	+0.23%	+1.99%
Sharpe ratio	5.87	1.59	0.44	0.56	-0.27	-0.94	-0.39	-0.23
Volatility	6.34%	7.24%	6.79%	7.90%	9.51%	9.08%	9.04%	7.99%
Worst month	-	-1.83%	-1.83%	-3.74%	-7.92%	-7.92%	-9.89%	-9.89%
Best month	-	5.54%	4.19%	5.54%	5.54%	5.54%	7.52%	7.52%
Maximum loss	-0.71%	-3.57%	-3.57%	-8.43%	-16.67%	-28.74%	-28.74%	-

## Distribution permission

Austria, Germany, Switzerland

<sup>1</sup> Important note on update status: The displayed date refers exclusively to the calculation of the NAV.<sup>2</sup> The Mountain-View Data Fund Rating calculates a comparative ranking for funds using yield, volatility and trend data. For more information visit [MVD Funds Rating](#)<sup>3</sup> Displays the Ethical-Dynamical Ratio calculated according to standard criteria. The maximum value is 100. For more information visit [EDA](#)

## JPM Global Income A (div) - SGD / LU0795875086 / A1J0F9 / JPMorgan AM (EU)

### Investment strategy

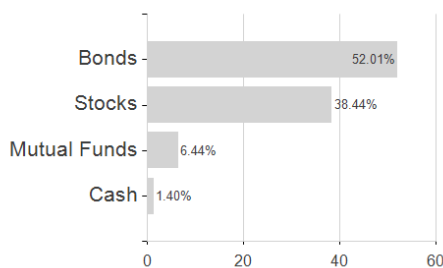
The Sub-Fund is actively managed. Though the majority of its holdings (excluding derivatives) are likely to be components of the benchmark, the Investment Manager has broad discretion to deviate from its securities, weightings and risk characteristics. The degree to which the Sub-Fund may resemble the composition and risk characteristics of the benchmark will vary over time and its performance may be meaningfully different. Primarily invests in debt securities (including MBS/ABS), equities and real estate investment trusts (REITs) from issuers anywhere in the world, including emerging markets. The Sub-Fund is expected to invest between 0% and 25% of its assets in MBS/ABS of any credit quality. MBS which may be agency (issued by quasi US government agencies) and non-agency (issued by private institutions) refers to debt securities that are backed by mortgages, including residential and commercial mortgages, and ABS refers to those that are backed by other types of assets such as credit card debt, car loans, consumer loans and equipment leases. The Sub-Fund may invest in below investment grade and unrated securities.

### Investment goal

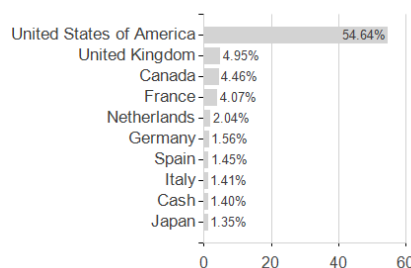
To provide regular income by investing primarily in a portfolio of income generating securities, globally, and through the use of derivatives.

### Assessment Structure

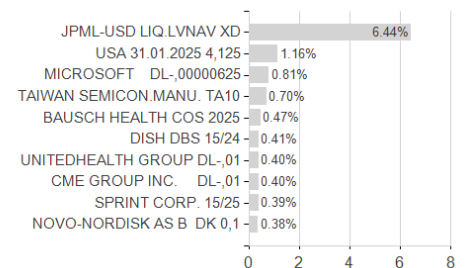
#### Assets



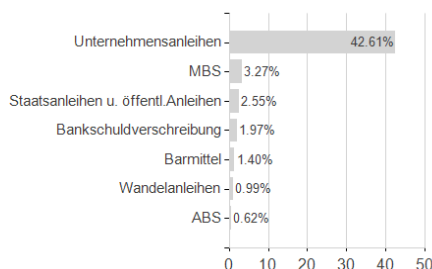
#### Countries



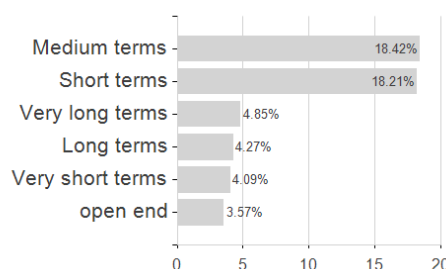
#### Largest positions



#### Issuer



#### Duration



#### Currencies

