


## DWS ESG Top Asien TFC / DE000DWS2UF0 / DWS2UF / DWS Investment GmbH

Last 05/16/2024 <sup>1</sup>	Region	Branch	Type of yield	Type
135.84 EUR	Asia	Mixed Sectors	reinvestment	Equity Fund



Risk key figures							
SRI	1	2	3	4	5	6	7
Mountain-View Funds Rating <sup>2</sup>							EDA <sup>3</sup>
							81
Yearly Performance							
2023	+8.12%						
2022	-16.26%						
2021	+4.94%						
2020	+13.70%						
2019	+24.32%						

Master data		Conditions		Other figures	
Fund type	Single fund	Issue surcharge	0.00%	Minimum investment	UNT 0
Category	Equity	Planned administr. fee	0.00%	Savings plan	-
Sub category	Mixed Sectors	Deposit fees	0.00%	UCITS / OGAW	Yes
Fund domicile	Germany	Redemption charge	0.00%	Performance fee	0.00%
Tranch volume	(05/16/2024) EUR 69.29 mill.	Ongoing charges	-	Redeployment fee	0.00%
Total volume	(03/28/2024) EUR 1,938.89 mill.	Dividends		Investment company	
Launch date	4/3/2018	DWS Investment GmbH			
KESt report funds	Yes	Mainzer Landstraße 11-17, 60329, Frankfurt am Main			
Business year start	01.10.	Germany			
Sustainability type	Ethics/ecology	https://www.dws.de			
Fund manager	Daniela Gombert & Lilian Haag				

Performance	1M	6M	YTD	1Y	2Y	3Y	5Y	Since start
Performance	+4.56%	+14.74%	+11.73%	+18.69%	+11.07%	+5.65%	+36.07%	+35.84%
Performance p.a.	-	-	-	+18.63%	+5.38%	+1.85%	+6.35%	+5.13%
Sharpe ratio	4.25	2.58	2.64	1.26	0.12	-0.15	0.18	0.09
Volatility	16.05%	10.92%	11.81%	11.82%	13.11%	13.12%	14.46%	14.29%
Worst month	-	-0.56%	-0.56%	-3.61%	-10.00%	-10.00%	-10.00%	-10.00%
Best month	-	5.66%	4.23%	5.66%	8.87%	8.87%	10.16%	10.16%
Maximum loss	-2.30%	-5.40%	-5.40%	-8.09%	-17.09%	-25.05%	-28.36%	-

### Distribution permission

Austria, Germany, Switzerland

<sup>1</sup> Important note on update status: The displayed date refers exclusively to the calculation of the NAV.

<sup>2</sup> The Mountain-View Data Fund Rating calculates a comparative ranking for funds using yield, volatility and trend data. For more information visit [MVD Funds Rating](#)

<sup>3</sup> Displays the Ethical-Dynamical Ratio calculated according to standard criteria. The maximum value is 100. For more information visit [EDA](#)

## DWS ESG Top Asien TFC / DE000DWS2UF0 / DWS2UF / DWS Investment GmbH

### Investment strategy

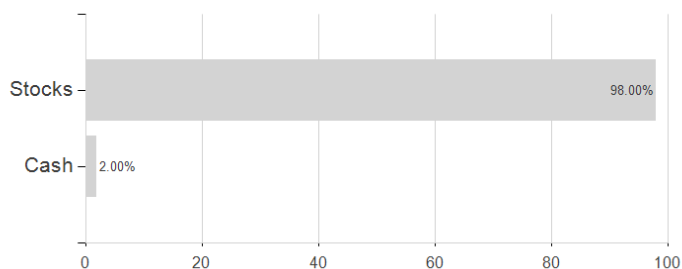
To achieve this, the fund invests predominantly in high-quality equities of companies having their registered offices or principal business activity in Asia and that primarily generate their sales in this region. The following aspects shall be considered when selecting the equities: strong market position, sound financial ratios, better-than-average corporate management, strategic orientation of the company and shareholder-centered information policies. When selecting the suitable investments, environmental and social aspects as well as the principles of corporate governance ("ESG standards") are of key importance for the implementation of the fund's sustainable investment strategy. Issuers that generate their revenues from activities related to power generation or other use of nuclear energy and natural gas as well as from the extraction of uranium or natural gas may be acquired for the investment fund.

### Investment goal

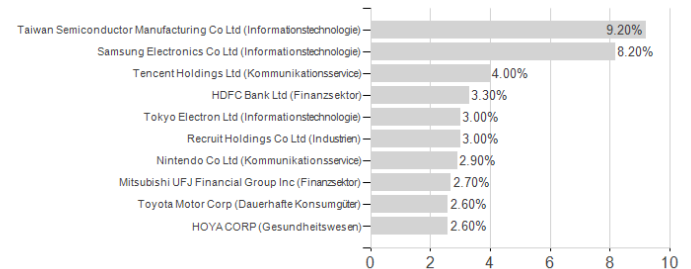
The fund is actively managed. The fund is not managed in reference to a benchmark. The fund promotes environmental and social characteristics and is subject to the disclosure requirements of a financial product in accordance with article 8(1) of Regulation (EU) 2019/2088 on sustainability-related disclosures in the financial services sector. More ESG information is available in the sales prospectus and on the DWS website. The objective of the investment policy is to achieve capital appreciation.

### Assessment Structure

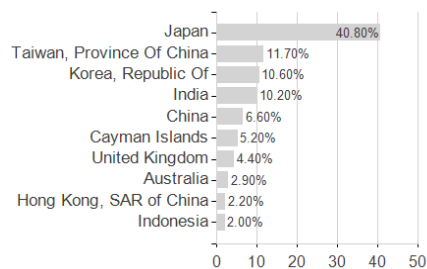
#### Assets



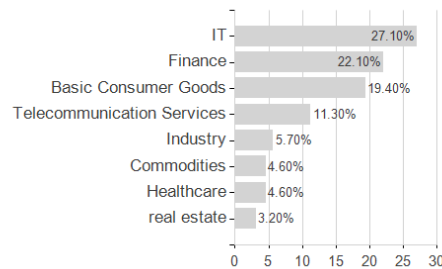
#### Largest positions



#### Countries



#### Branches



#### Currencies

