

DWS Invest Top Asia TFD / LU1663948211 / DWS2RP / DWS Investment SA

Last 05/28/2024 ¹	Region	Branch	Type of yield	Type
106.15 EUR	Asia/Pacific ex Japan	Mixed Sectors	paying dividend	Equity Fund

■ DWS Invest Top Asia TFD

■ Benchmark: IX Aktien Asien/Pazifik ex Japan



Risk key figures

SRI 1 2 3 4 5 6 7

Mountain-View Funds Rating²EDA³ 77

Yearly Performance

2023	-1.31%
2022	-11.70%
2021	-1.41%

Master data		Conditions		Other figures	
Fund type	Single fund	Issue surcharge	0.00%	Minimum investment	UNT 0
Category	Equity	Planned administr. fee	0.00%	Savings plan	-
Sub category	Mixed Sectors	Deposit fees	0.00%	UCITS / OGAW	Yes
Fund domicile	Luxembourg	Redemption charge	0.00%	Performance fee	0.00%
Tranch volume	(05/28/2024) EUR 0.027 mill.	Ongoing charges	-	Redeployment fee	0.00%
Total volume	(03/28/2024) EUR 282.66 mill.	Dividends		Investment company	
Launch date	12/5/2017	08.03.2024	1.17 EUR	DWS Investment SA Mainzer Landstraße 11-17, 60329, Frankfurt am Main Germany https://www.dws.de	
KESr report funds	No	10.03.2023	1.89 EUR		
Business year start	01.01.	04.03.2022	1.13 EUR		
Sustainability type	-	05.03.2021	1.10 EUR		
Fund manager	& Sylwia Szczepiek, Sebastian Kahlfeld				

Performance	1M	6M	YTD	1Y	2Y	3Y	5Y	Since start
Performance	+2.53%	+9.62%	+7.59%	+6.25%	-1.08%	-11.77%	-	+9.73%
Performance p.a.	-	-	-	+6.27%	-0.54%	-4.08%	-	+2.38%
Sharpe ratio	4.31	1.31	1.26	0.19	-0.29	-0.51	-	-0.09
Volatility	7.70%	12.62%	12.82%	12.90%	14.89%	15.46%	0.00%	15.89%
Worst month	-	-3.80%	-3.80%	-3.80%	-8.73%	-8.73%	0.00%	-8.73%
Best month	-	4.74%	4.74%	4.74%	10.50%	10.50%	0.00%	10.50%
Maximum loss	-1.63%	-5.59%	-5.59%	-9.59%	-16.78%	-25.71%	0.00%	-

Distribution permission

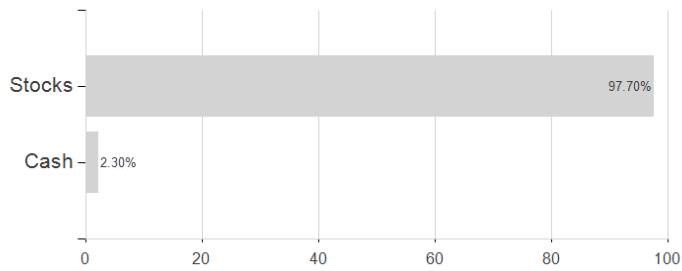
Austria, Germany, Switzerland

¹ Important note on update status: The displayed date refers exclusively to the calculation of the NAV.² The Mountain-View Data Fund Rating calculates a comparative ranking for funds using yield, volatility and trend data. For more information visit [MVD Funds Rating](#)³ Displays the Ethical-Dynamical Ratio calculated according to standard criteria. The maximum value is 100. For more information visit [EDA](#)

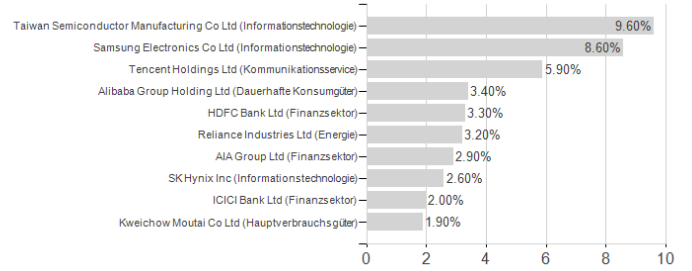
DWS Invest Top Asia TFD / LU1663948211 / DWS2RP / DWS Investment SA

Assessment Structure

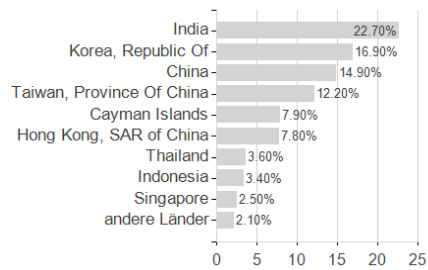
Assets



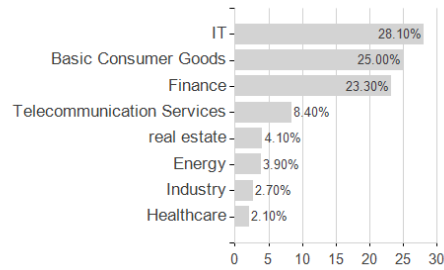
Largest positions



Countries



Branches



Currencies

