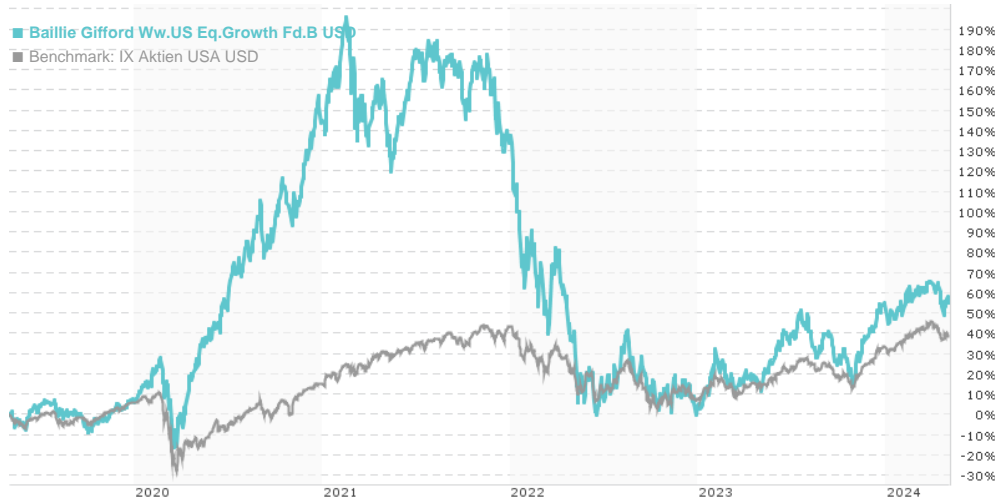


Baillie Gifford Ww.US Eq.Growth Fd.B USD / IE00B8HW2209 / A2QC3H / Baillie Gifford IM

| Last 05/03/2024 ¹ | Country | Branch | Type of yield | Type |
|------------------------------|--------------------------|---------------|---------------|-------------|
| 26.24 USD | United States of America | Mixed Sectors | reinvestment | Equity Fund |



Risk key figures

SRI 1 2 3 4 5 6 7

Mountain-View Funds Rating²EDA³

79

Yearly Performance

| | |
|------|----------|
| 2023 | +48.30% |
| 2022 | -56.06% |
| 2021 | -3.08% |
| 2020 | +130.36% |

| Master data | | Conditions | | Other figures | |
|---------------------|--|--|-------|--------------------|------------------|
| Fund type | Single fund | Issue surcharge | 0.00% | Minimum investment | USD 1,000,000.00 |
| Category | Equity | Planned administr. fee | 0.00% | Savings plan | - |
| Sub category | Mixed Sectors | Deposit fees | 0.50% | UCITS / OGAW | Yes |
| Fund domicile | Ireland | Redemption charge | 0.00% | Performance fee | 0.00% |
| Tranch volume | (05/03/2024) EUR 213.62 mill. | Ongoing charges | - | Redeployment fee | 0.00% |
| Total volume | (05/03/2024) EUR 268.95 mill. | Dividends | | Investment company | |
| Launch date | 4/3/2017 | Baillie Gifford IM | | | |
| KESr report funds | No | 4/5 School House Lane East, D02 N279, Dublin | | | |
| Business year start | 01.10. | Ireland | | | |
| Sustainability type | - | https://www.bailliegifford.com | | | |
| Fund manager | Dave Bujnowski, Tom Slater, Gary Robinson, Kirsty Gibson | | | | |

| Performance | 1M | 6M | YTD | 1Y | 2Y | 3Y | 5Y | Since start |
|------------------|--------|---------|--------|---------|---------|---------|---------|-------------|
| Performance | -2.73% | +26.45% | +2.09% | +40.86% | +15.78% | -36.76% | +58.23% | +60.98% |
| Performance p.a. | - | - | - | +40.73% | +7.59% | -14.17% | +9.60% | +9.88% |
| Sharpe ratio | -1.24 | 2.30 | 0.11 | 1.46 | 0.10 | -0.46 | 0.16 | 0.17 |
| Volatility | 26.18% | 24.70% | 24.13% | 25.44% | 37.08% | 38.78% | 36.55% | 36.39% |
| Worst month | - | -4.51% | -4.51% | -8.83% | -12.59% | -28.57% | -28.57% | -28.57% |
| Best month | - | 22.28% | 8.78% | 22.28% | 22.28% | 22.28% | 26.57% | 26.57% |
| Maximum loss | -9.52% | -9.97% | -9.97% | -24.54% | -29.55% | -64.79% | -66.15% | - |

Distribution permission

Austria, Germany, Switzerland

¹ Important note on update status: The displayed date refers exclusively to the calculation of the NAV.

² The Mountain-View Data Fund Rating calculates a comparative ranking for funds using yield, volatility and trend data. For more information visit [MVD Funds Rating](#)

³ Displays the Ethical-Dynamical Ratio calculated according to standard criteria. The maximum value is 100. For more information visit [EDA](#)

Baillie Gifford Ww.US Eq.Growth Fd.B USD / IE00B8HW2209 / A2QC3H / Baillie Gifford IM

Investment strategy

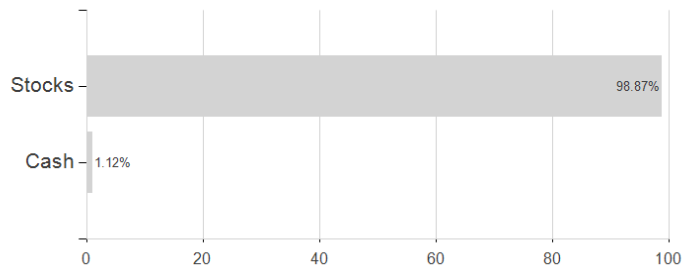
Investment will be mainly in shares of companies. Investments will be selected following application of business activity-based exclusions and norms-based evaluation. Investments in companies that derive annual revenues above a particular level from tobacco, armaments or thermal coal extraction and production are not permitted.

Investment goal

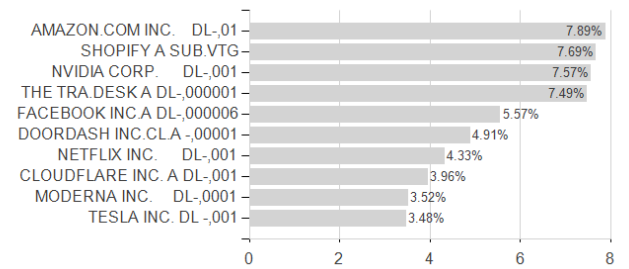
The Fund aims to maximise total returns, mainly through capital growth. The Fund can invest in any economic sector, either directly or indirectly, of the United States of America.

Assessment Structure

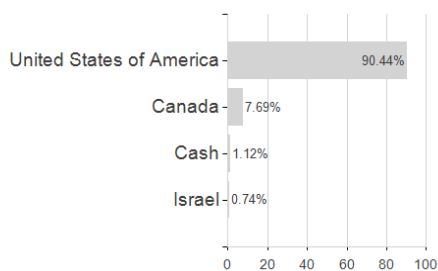
Assets



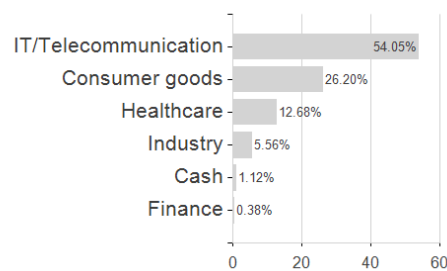
Largest positions



Countries



Branches



Currencies

