

## Fidelity Fd.US H.Y.Fd.Y Dis GBP / LU1273508330 / A14YL0 / FIL IM (LU)

Last 05/16/2024 <sup>1</sup>	Country	Branch	Type of yield	Type
1.25 GBP	United States of America	Bonds: Mixed	paying dividend	Fixed-Income Fund

■ Fidelity Fd.US H.Y.Fd.Y Dis GBP  
■ Benchmark: IX Anleihen gemischt High Yield



### Risk key figures

SRI 1 2 3 4 5 6 7

Mountain-View Funds Rating<sup>2</sup> EDA<sup>3</sup>

69

### Yearly Performance

2023	+5.09%
2022	+1.84%
2021	+7.26%

Master data		Conditions		Other figures	
Fund type	Single fund	Issue surcharge	0.00%	Minimum investment	USD 2,500.00
Category	Bonds	Planned administr. fee	0.00%	Savings plan	-
Sub category	Bonds: Mixed	Deposit fees	0.35%	UCITS / OGAW	Yes
Fund domicile	Luxembourg	Redemption charge	0.00%	Performance fee	0.00%
Tranch volume	(05/16/2024) USD 0.464 mill.	Ongoing charges	-	Redeployment fee	0.00%
Total volume	(04/30/2024) USD 2,544.19 mill.	Dividends		Investment company	
Launch date	8/20/2015	01.08.2023	0.07 GBP	FIL IM (LU)	
KESt report funds	Yes	01.08.2022	0.05 GBP	Kärntner Straße 9, Top 8, 1010, Wien	
Business year start	01.05.	02.08.2021	0.05 GBP	Austria	
Sustainability type	-	https://www.fidelity.at			
Fund manager	Peter Khan, Olivier Simon-Vermot				

Performance	1M	6M	YTD	1Y	2Y	3Y	5Y	Since start
Performance	+0.08%	+4.27%	+1.88%	+7.67%	+8.52%	+18.01%	-	+18.49%
Performance p.a.	-	-	-	+7.65%	+4.17%	+5.67%	-	+4.66%
Sharpe ratio	-0.50	0.83	0.24	0.57	0.04	0.21	-	0.10
Volatility	5.70%	5.99%	5.55%	6.73%	9.88%	8.97%	0.00%	8.73%
Worst month	-	-0.16%	-0.16%	-1.14%	-2.85%	-2.85%	0.00%	-2.85%
Best month	-	2.43%	2.43%	2.56%	5.78%	5.78%	0.00%	5.78%
Maximum loss	-1.19%	-1.67%	-1.55%	-3.63%	-10.96%	-10.96%	0.00%	-

### Distribution permission

Austria, Germany, Switzerland, Luxembourg

<sup>1</sup> Important note on update status: The displayed date refers exclusively to the calculation of the NAV.

<sup>2</sup> The Mountain-View Data Fund Rating calculates a comparative ranking for funds using yield, volatility and trend data. For more information visit [MVD Funds Rating](#)

<sup>3</sup> Displays the Ethical-Dynamical Ratio calculated according to standard criteria. The maximum value is 100. For more information visit [EDA](#)

## Fidelity Fd.US H.Y.Fd.Y Dis GBP / LU1273508330 / A14YL0 / FIL IM (LU)

### Investment strategy

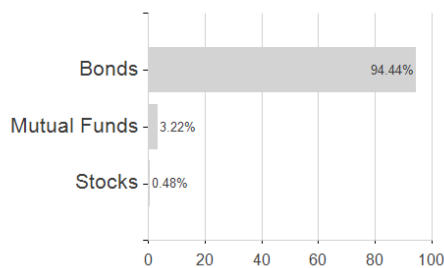
The fund invests at least 70% of its assets, in high yielding below investment grade debt securities of issuers that do most of their business in the United States These securities will be subject to high risk and will not be required to meet a minimum rating standard and may not be rated for creditworthiness by an internationally recognised rating agency. The fund may also invest in money market instruments on an ancillary basis. The fund invests at least 50% of its assets in securities of issuers with favourable environmental, social and governance (ESG) characteristics. In actively managing the fund, the Investment Manager uses in-house research and investment capabilities to identify suitable opportunities across bond issuers, sectors, geographies, and security types. This may include an assessment of bond issuers' creditworthiness, macroeconomic factors, and valuations.

### Investment goal

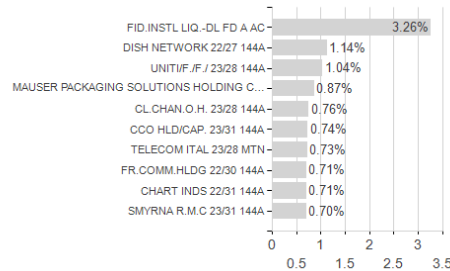
The fund aims to achieve capital growth over time and provide a high level of income.

### Assessment Structure

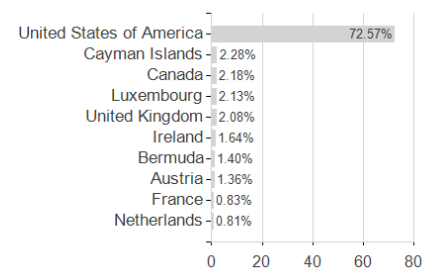
#### Assets



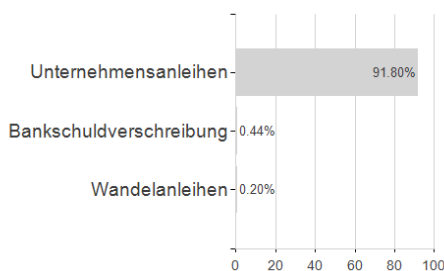
#### Largest positions



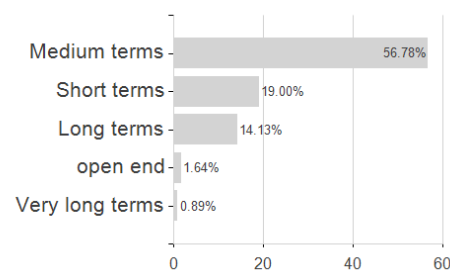
#### Countries



#### Issuer



#### Duration



#### Currencies

