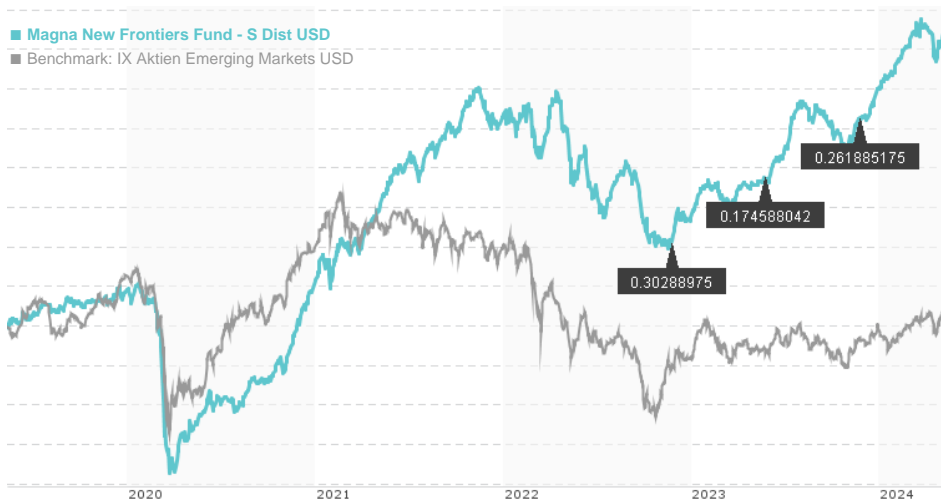


## Magna New Frontiers Fund - S Dist USD / IE00BZ4TQB06 / A2JM3D / Fiera Capital (IOM)

Last 05/09/2024 <sup>1</sup>	Region	Branch	Type of yield	Type
17.72 USD	Emerging Markets	Mixed Sectors	paying dividend	Equity Fund

■ Magna New Frontiers Fund - S Dist USD  
■ Benchmark: IX Aktien Emerging Markets USD



### Risk key figures

SRI 1 2 3 4 5 6 7

Mountain-View Funds Rating<sup>2</sup> EDA<sup>3</sup>

72

### Yearly Performance

2023	+25.41%
2022	-16.96%
2021	+37.30%
2020	+2.33%
2019	+16.47%

Master data		Conditions		Other figures	
Fund type	Single fund	Issue surcharge	5.00%	Minimum investment	USD 5,000.00
Category	Equity	Planned administr. fee	0.00%	Savings plan	-
Sub category	Mixed Sectors	Deposit fees	0.00%	UCITS / OGAW	Yes
Fund domicile	Ireland	Redemption charge	0.00%	Performance fee	20.00%
Tranch volume	(05/09/2024) EUR 14.20 mill.	Ongoing charges	-	Redeployment fee	0.00%
Total volume	(05/09/2024) EUR 571.68 mill.	Dividends		Investment company	
Launch date	1/25/2017	22.11.2023	0.26 USD	Fiera Capital (IOM) Walther-von-Cronberg-Platz 13, 60594, Frankfurt Germany <a href="https://www.fieracapital.com">https://www.fieracapital.com</a>	
KESr report funds	Yes	22.05.2023	0.17 USD		
Business year start	01.01.	22.11.2022	0.30 USD		
Sustainability type	-	23.05.2022	0.18 USD		
Fund manager	Stefan Böttcher, Dominic Bokor-Ingram	22.11.2021	0.10 USD		

Performance	1M	6M	YTD	1Y	2Y	3Y	5Y	Since start
Performance	+0.79%	+19.41%	+9.97%	+29.49%	+23.77%	+32.30%	+71.61%	+100.01%
Performance p.a.	-	-	-	+29.40%	+11.24%	+9.78%	+11.39%	+9.98%
Sharpe ratio	0.52	4.73	3.15	2.80	0.66	0.51	0.46	0.42
Volatility	11.84%	8.29%	8.66%	9.16%	11.32%	11.83%	16.57%	14.77%
Worst month	-	-3.38%	-3.38%	-5.94%	-10.17%	-10.17%	-35.19%	-35.19%
Best month	-	7.21%	4.64%	8.83%	8.83%	8.83%	16.53%	16.53%
Maximum loss	-4.34%	-5.89%	-5.89%	-9.13%	-17.62%	-25.25%	-43.37%	-

### Distribution permission

Austria, Germany, Switzerland

<sup>1</sup> Important note on update status: The displayed date refers exclusively to the calculation of the NAV.

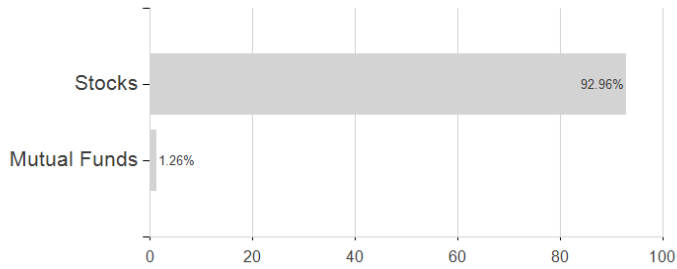
<sup>2</sup> The Mountain-View Data Fund Rating calculates a comparative ranking for funds using yield, volatility and trend data. For more information visit [MVD Funds Rating](#)

<sup>3</sup> Displays the Ethical-Dynamical Ratio calculated according to standard criteria. The maximum value is 100. For more information visit [EDA](#)

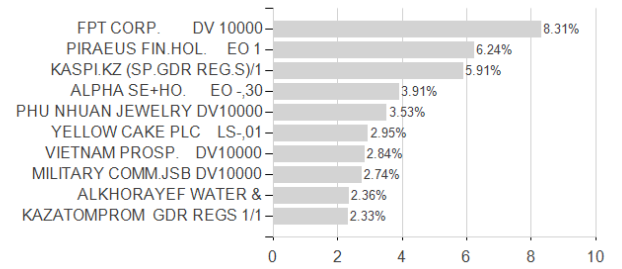
## Magna New Frontiers Fund - S Dist USD / IE00BZ4TQB06 / A2JM3D / Fiera Capital (IOM)

### Assessment Structure

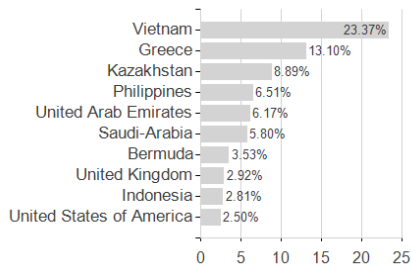
#### Assets



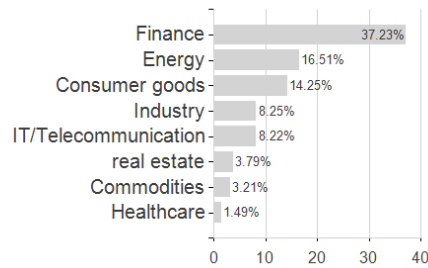
#### Largest positions



#### Countries



#### Branches



#### Currencies

