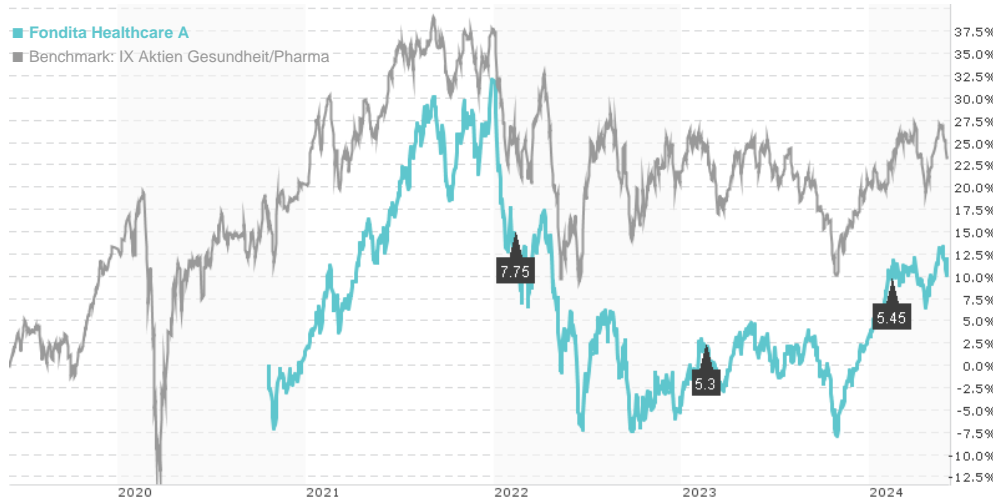


Fondita Healthcare A / FI4000321088 / A2PS00 / Fondita Fd. M. Co.

Last 06/03/2024 ¹	Region	Branch	Type of yield	Type
113.32 EUR	Worldwide	Sector Health / Pharma	paying dividend	Equity Fund



Risk key figures

SRI 1 2 3 4 5 6 7

Mountain-View Funds Rating² EDA³

80

Yearly Performance

2023	+7.91%
2022	-27.61%
2021	+29.85%

Master data		Conditions		Other figures	
Fund type	Single fund	Issue surcharge	5.00%	Minimum investment	UNT 0
Category	Equity	Planned administr. fee	0.00%	Savings plan	-
Sub category	Sector Health / Pharma	Deposit fees	0.00%	UCITS / OGAW	Yes
Fund domicile	Finland	Redemption charge	1.00%	Performance fee	0.00%
Tranch volume	-	Ongoing charges	-	Redeployment fee	0.00%
Total volume	-	Dividends		Investment company	
Launch date	6/14/2018	13.02.2024	5.45 EUR	Fondita Fd. M. Co.	
KESr report funds	Yes	15.02.2023	5.30 EUR	Aleksanterinkatu 48 A, 00100, Helsinki	
Business year start	01.01.	10.02.2022	7.75 EUR	Finland	
Sustainability type	Ethics/ecology	09.02.2021	6.30 EUR	https://www.fondita.fi	
Fund manager	Tom Lehto, Markus Larsson				

Performance	1M	6M	YTD	1Y	2Y	3Y	5Y	Since start
Performance	+1.97%	+12.81%	+8.57%	+10.76%	+5.62%	-2.38%	-	+12.05%
Performance p.a.	-	-	-	+10.73%	+2.77%	-0.80%	-	+3.20%
Sharpe ratio	2.41	2.50	1.84	0.69	-0.07	-0.30	-	-0.04
Volatility	9.13%	9.41%	9.96%	10.07%	13.65%	15.16%	0.00%	14.68%
Worst month	-	-2.02%	-2.02%	-6.60%	-7.65%	-12.62%	0.00%	-12.62%
Best month	-	6.99%	4.53%	6.99%	8.08%	8.08%	0.00%	8.08%
Maximum loss	-2.86%	-4.94%	-4.94%	-11.44%	-13.33%	-30.29%	0.00%	-

Distribution permission

Austria, Germany

¹ Important note on update status: The displayed date refers exclusively to the calculation of the NAV.

² The Mountain-View Data Fund Rating calculates a comparative ranking for funds using yield, volatility and trend data. For more information visit [MVD Funds Rating](#)

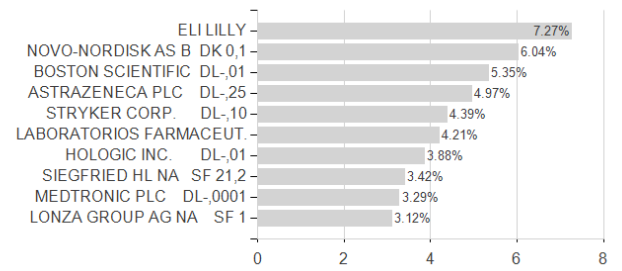
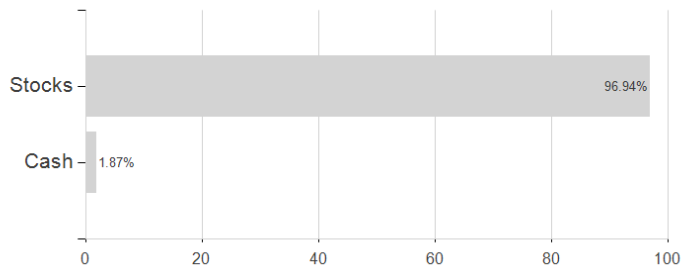
³ Displays the Ethical-Dynamical Ratio calculated according to standard criteria. The maximum value is 100. For more information visit [EDA](#)

Fondita Healthcare A / FI4000321088 / A2PS00 / Fondita Fd. M. Co.

Assessment Structure

Assets

Largest positions



Countries

Branches

Currencies

