

UTI Indian Fixed Inc,RDR / IE00B8HFTC82 / A1W498 / UTI Int. (SG)

Last 05/17/2024 ¹	Country	Branch	Type of yield	Type
7.56 USD	India	Bonds: Mixed	paying dividend	Fixed-Income Fund



Risk key figures

SRI 1 2 3 4 5 6 7

Mountain-View Funds Rating² EDA³

61

Yearly Performance

2023	+5.37%
2022	-9.04%
2021	+7.89%
2020	+4.33%
2019	-5.36%

Master data		Conditions		Other figures	
Fund type	Single fund	Issue surcharge	5.00%	Minimum investment	EUR 500.00
Category	Bonds	Planned administr. fee	0.00%	Savings plan	-
Sub category	Bonds: Mixed	Deposit fees	0.50%	UCITS / OGAW	Yes
Fund domicile	Ireland	Redemption charge	0.50%	Performance fee	0.00%
Tranch volume	(05/17/2024) EUR 1.12 mill.	Ongoing charges	-	Redeployment fee	0.00%
Total volume	(05/17/2024) EUR 13.40 mill.	Dividends		Investment company	
Launch date	1/10/2013	31.01.2024	0.20 USD	UTI Int. (SG) 3 Church Street, 049483, Singapur Singapore http://www.utifunds.com.sg	
KESr report funds	No	31.07.2023	0.20 USD		
Business year start	01.11.	31.01.2023	0.20 USD		
Sustainability type	-	29.07.2022	0.20 USD		
Fund manager	UTI International (Singapore) Private Lt	31.01.2022	0.20 USD		

Performance	1M	6M	YTD	1Y	2Y	3Y	5Y	Since start
Performance	+0.89%	+2.61%	+1.33%	+3.13%	+4.18%	-3.18%	+3.09%	-0.63%
Performance p.a.	-	-	-	+3.12%	+2.06%	-1.07%	+0.61%	-0.10%
Sharpe ratio	4.07	0.53	-0.07	-0.21	-0.39	-1.01	-0.42	-0.52
Volatility	1.97%	2.83%	2.81%	3.30%	4.48%	4.84%	7.65%	7.59%
Worst month	-	-1.12%	-1.12%	-1.12%	-3.16%	-3.16%	-8.65%	-8.65%
Best month	-	2.20%	1.41%	2.20%	2.34%	2.75%	5.65%	7.44%
Maximum loss	-0.29%	-1.85%	-1.85%	-2.81%	-5.81%	-12.97%	-16.05%	-

Distribution permission

Austria, Germany, Switzerland

¹ Important note on update status: The displayed date refers exclusively to the calculation of the NAV.

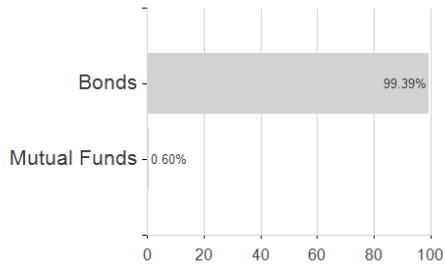
² The Mountain-View Data Fund Rating calculates a comparative ranking for funds using yield, volatility and trend data. For more information visit [MVD Funds Rating](#)

³ Displays the Ethical-Dynamical Ratio calculated according to standard criteria. The maximum value is 100. For more information visit [EDA](#)

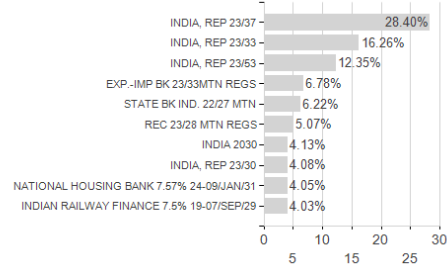
UTI Indian Fixed Inc,RDR / IE00B8HFTC82 / A1W498 / UTI Int. (SG)

Assessment Structure

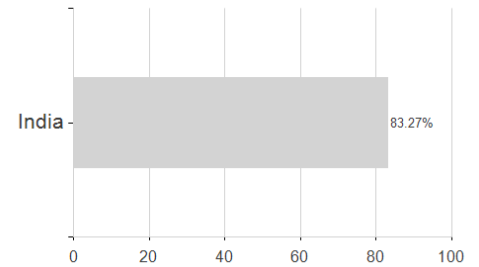
Assets



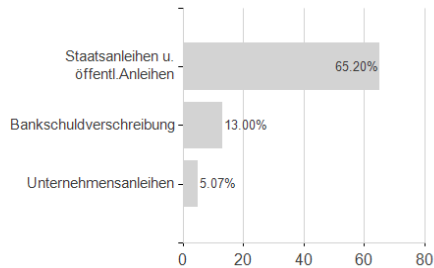
Largest positions



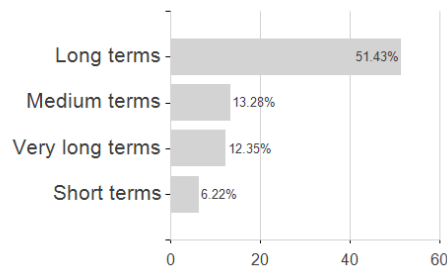
Countries



Issuer



Duration



Currencies

