

AGIF-Allianz Strategic Bond IT EUR / LU2066004545 / A2PTS4 / Allianz GI.Investors

Last 05/10/2024 ¹	Region	Branch	Type of yield	Type
861.54 EUR	Worldwide	Bonds: Mixed	reinvestment	Fixed-Income Fund



Risk key figures

SRI 1 2 **3** 4 5 6 7

Mountain-View Funds Rating² EDA³

▲▲▲▲▲▲ 72

Yearly Performance

2023	-6.05%
2022	-17.24%
2021	-8.91%
2020	+29.02%

Master data		Conditions		Other figures	
Fund type	Single fund	Issue surcharge	2.00%	Minimum investment	EUR 4,000,000.00
Category	Bonds	Planned administr. fee	0.00%	Savings plan	-
Sub category	Bonds: Mixed	Deposit fees	0.00%	UCITS / OGAW	Yes
Fund domicile	Luxembourg	Redemption charge	0.00%	Performance fee	0.00%
Tranch volume	(05/10/2024) USD 2.16 mill.	Ongoing charges	-	Redeployment fee	0.00%
Total volume	(04/19/2023) USD 664.33 mill.	Dividends		Investment company	
Launch date	11/20/2019	Allianz GI.Investors			
KESr report funds	Yes	Bockenheimer Landstraße 42-44, 60323, Frankfurt am Main			
Business year start	01.10.	Germany			
Sustainability type	-	https://www.allianzgi.com			
Fund manager	Mike Riddell				

Performance	1M	6M	YTD	1Y	2Y	3Y	5Y	Since start
Performance	-1.39%	-1.34%	-6.32%	-13.40%	-19.29%	-30.88%	-	-13.45%
Performance p.a.	-	-	-	-13.36%	-10.15%	-11.57%	-	-3.21%
Sharpe ratio	-2.60	-0.82	-3.13	-2.12	-1.41	-1.81	-	-0.91
Volatility	7.49%	7.88%	6.62%	8.10%	9.91%	8.50%	0.00%	7.76%
Worst month	-	-2.72%	-2.72%	-5.04%	-5.12%	-5.12%	-5.12%	-5.12%
Best month	-	3.15%	3.15%	3.15%	4.36%	4.36%	7.24%	7.24%
Maximum loss	-2.28%	-7.77%	-6.87%	-14.85%	-21.91%	-32.08%	0.00%	-

Distribution permission

Austria, Germany, Switzerland, Luxembourg

¹ Important note on update status: The displayed date refers exclusively to the calculation of the NAV.

² The Mountain-View Data Fund Rating calculates a comparative ranking for funds using yield, volatility and trend data. For more information visit [MVD Funds Rating](#)

³ Displays the Ethical-Dynamical Ratio calculated according to standard criteria. The maximum value is 100. For more information visit [EDA](#)

AGIF-Allianz Strategic Bond IT EUR / LU2066004545 / A2PTS4 / Allianz GI.Investors

Investment strategy

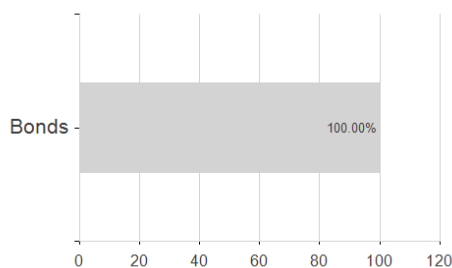
Min. 70% of Sub-Fund assets are primarily invested in bonds as described in the investment objective using a gross calculation exposure approach (long exposure plus short exposure). We are using an overall framework of a Long / Short Approach by investing in derivatives and will make extensive use of derivatives for investment purposes and for efficient portfolio management (including for hedging). We have full discretion as to how to generate positive (long positions) as well as negative exposure (short positions) of various asset classes. Sub-Fund assets may be invested in future-contracts and/or in option contracts on global equity indices (equity index futures / equity index options) for both, efficient portfolio management and hedging purposes. Sub-Fund assets may be invested completely in Emerging Markets. Max. 50% of Sub-Fund assets may be invested in High-Yield bonds (excluding ABS/MBS) bearing a typically higher risk and higher potential of gains. Max. 20% of Sub-Fund assets may be invested in ABS and/or MBS. We may invest up to 30% of the Sub-Fund assets in Chinese bonds denominated in RMB either directly via CIBM Direct/Bond ConnectMax. 100% Sub-Fund assets may be held in deposits and/or may be invested directly in Money Market Instruments on a temporary basis for liquidity management and/or defensive purpose.

Investment goal

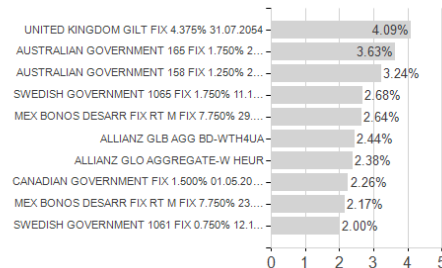
Long term capital growth by investing in global bond markets. The investment policy is geared towards generating appropriate annualised returns above the markets based on global government and corporate bonds by taking into account the opportunities and risks of a strategy in long and short positions in the global Bond Markets.

Assessment Structure

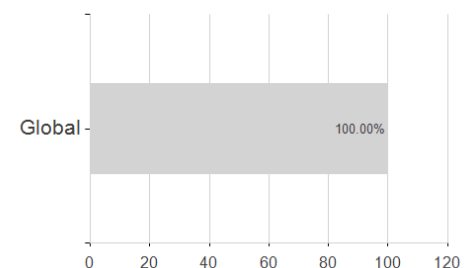
Assets



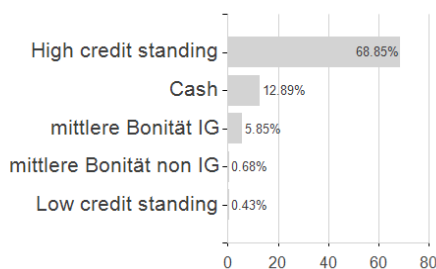
Largest positions



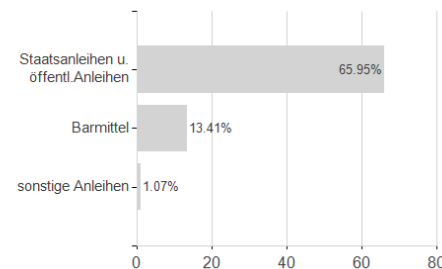
Countries



Rating



Issuer



Currencies

