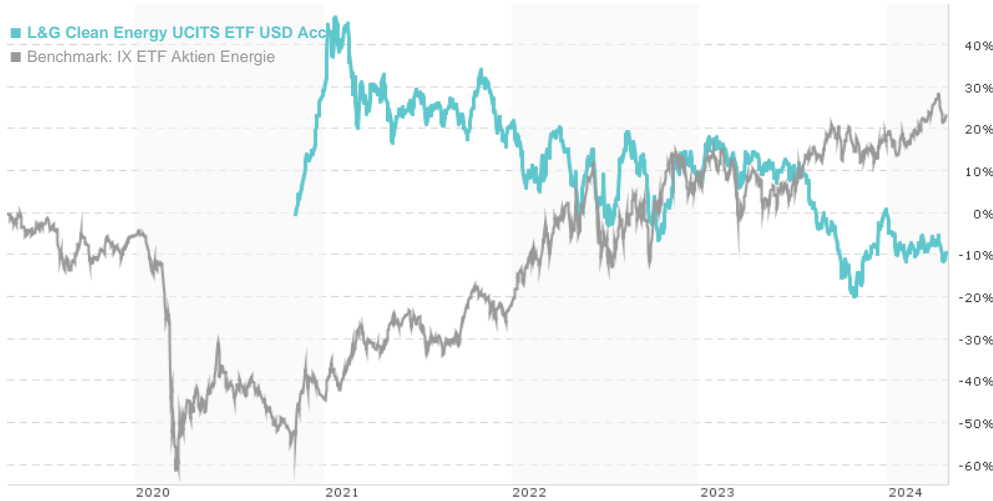


L&G Clean Energy UCITS ETF USD Acc / IE00BK5BCH80 / A2QFEN / LGIM Managers (EU)

Last 04/24/2024 ¹	Region	Branch	Type of yield	Type
9.48 USD	Worldwide	ETF Stocks	reinvestment	Alternative Investm.



Risk key figures

SRI 1 2 3 4 5 6 7

Mountain-View Funds Rating² EDA³

▲ ▲ ▲ ▲ ▲ ▲ 90

Yearly Performance

2023	-8.57%
2022	-9.40%
2021	-6.33%

Master data		Conditions		Other figures	
Fund type	Single fund	Issue surcharge	0.00%	Minimum investment	UNT 1
Category	Equity	Planned administr. fee	0.00%	Savings plan	-
Sub category	ETF Stocks	Deposit fees	0.00%	UCITS / OGAW	Yes
Fund domicile	Ireland	Redemption charge	0.00%	Performance fee	0.00%
Tranch volume	-	Ongoing charges	-	Redeployment fee	0.00%
Total volume	(04/24/2024) USD 200.80 mill.	Dividends		Investment company	
Launch date	10/1/2020	LGIM Managers (EU)			
KESr report funds	Yes	2 Dublin Landings, 1-W-131, Dublin			
Business year start	01.07.	Ireland			
Sustainability type	New energies	www.lgim.com/ie/			
Fund manager	-				

Performance	1M	6M	YTD	1Y	2Y	3Y	5Y	Since start
Performance	-1.80%	+10.20%	-9.59%	-20.40%	-17.10%	-31.86%	-	-9.23%
Performance p.a.	-	-	-	-20.35%	-8.95%	-12.01%	-	-2.76%
Sharpe ratio	-1.16	0.85	-1.72	-1.21	-0.56	-0.74	-	-0.30
Volatility	20.51%	20.84%	18.43%	20.01%	22.81%	21.48%	0.00%	21.96%
Worst month	-	-11.57%	-8.03%	-11.57%	-12.85%	-12.85%	0.00%	-12.85%
Best month	-	12.91%	10.14%	12.91%	13.86%	13.86%	0.00%	14.78%
Maximum loss	-7.07%	-12.37%	-10.11%	-29.54%	-32.83%	-40.15%	0.00%	-

Distribution permission

Austria, Germany, Switzerland

¹ Important note on update status: The displayed date refers exclusively to the calculation of the NAV.

² The Mountain-View Data Fund Rating calculates a comparative ranking for funds using yield, volatility and trend data. For more information visit [MVD Funds Rating](#)

³ Displays the Ethical-Dynamical Ratio calculated according to standard criteria. The maximum value is 100. For more information visit [EDA](#)

L&G Clean Energy UCITS ETF USD Acc / IE00BK5BCH80 / A2QFEN / LGIM Managers (EU)

Investment strategy

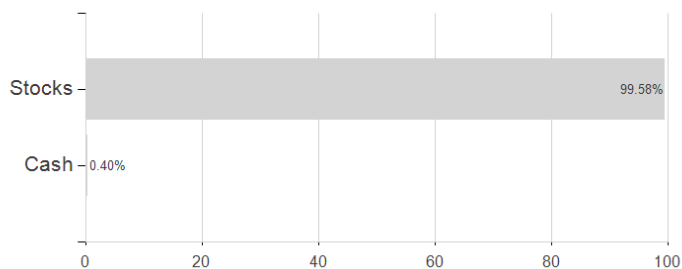
The Index is designed to provide exposure to publically traded companies that are actively engaged in the value-chain of the global clean energy industry. "Value-chain" refers to all of the value-creating activities within the global clean energy industry, beginning with the extraction of raw materials and ending with the production of completed products. A company is only eligible for inclusion in the Index if it is of a sufficient size (determined by reference to the total market value of its shares) and it is sufficiently "liquid" (a measure of how actively its shares are traded on a daily basis).

Investment goal

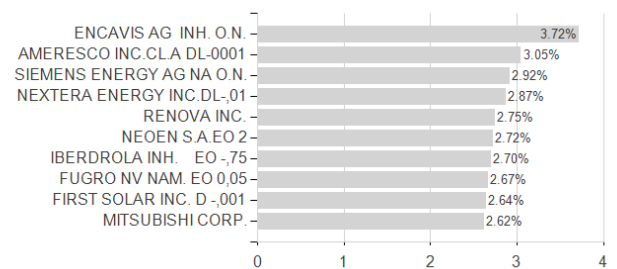
The Fund is a passively managed exchange traded Fund that aims to track the performance of the Solactive Clean Energy Index NTR (the "Index") subject to the deduction of the ongoing charges and other costs associated with operating the Fund. The Fund has a sustainable investment objective as it invests in companies which (i) contribute to environmental objectives, (ii) do not significantly harm any environmental or social objectives, and (iii) follow good governance practices.

Assessment Structure

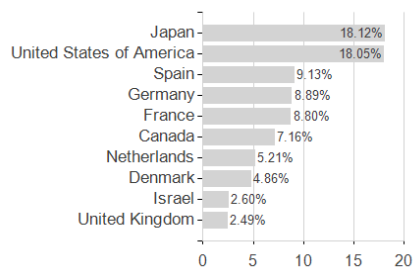
Assets



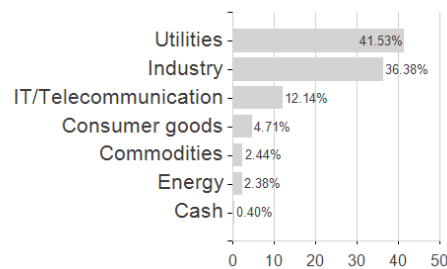
Largest positions



Countries



Branches



Currencies

