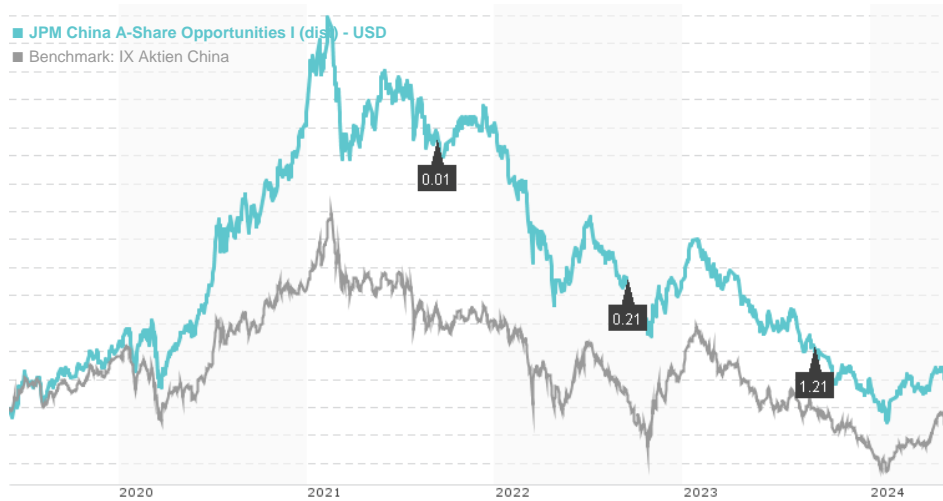


JPM China A-Share Opportunities I (dist) - USD / LU1255012491 / A14VZS / JPMorgan AM (EU)

Last 05/30/2024 ¹	Country	Branch	Type of yield	Type
116.29 USD	China	Mixed Sectors	paying dividend	Equity Fund



Risk key figures

SRI 1 2 3 4 5 6 7

Mountain-View Funds Rating²EDA³

73

Yearly Performance

2023	-23.97%
2022	-27.99%
2021	-3.82%
2020	+71.14%
2019	+52.35%

Master data		Conditions		Other figures	
Fund type	Single fund	Issue surcharge	0.00%	Minimum investment	USD 10,000,000.00
Category	Equity	Planned administr. fee	0.00%	Savings plan	-
Sub category	Mixed Sectors	Deposit fees	0.00%	UCITS / OGAW	Yes
Fund domicile	Luxembourg	Redemption charge	0.00%	Performance fee	0.00%
Tranch volume	(05/30/2024) CNH 12.21 mill.	Ongoing charges	-	Redeployment fee	0.00%
Total volume	(05/30/2024) CNH 24,922.06 mill.	Dividends		Investment company	
Launch date	9/28/2018	13.09.2023	1.21 USD	JPMorgan AM (EU) PO Box 275, 2012, Luxembourg Luxembourg https://www.jpmorganassetmanagement.de	
KESr report funds	Yes	14.09.2022	0.21 USD		
Business year start	01.07.	09.09.2021	0.01 USD		
Sustainability type	-	10.09.2020	0.54 USD		
Fund manager	Howard Wang, Rebecca Jiang	05.09.2019	0.16 USD		

Performance	1M	6M	YTD	1Y	2Y	3Y	5Y	Since start
Performance	-1.12%	-1.77%	-0.27%	-15.17%	-25.85%	-50.09%	+9.93%	+18.07%
Performance p.a.	-	-	-	-15.13%	-13.87%	-20.68%	+1.91%	+2.97%
Sharpe ratio	-1.10	-0.38	-0.23	-1.04	-0.94	-1.20	-0.08	-0.04
Volatility	15.06%	19.36%	19.45%	18.16%	18.86%	20.42%	22.12%	23.04%
Worst month	-	-13.07%	-13.07%	-13.07%	-13.07%	-13.07%	-13.07%	-13.07%
Best month	-	12.18%	12.18%	12.18%	12.18%	12.18%	14.71%	14.71%
Maximum loss	-4.01%	-15.41%	-12.17%	-29.96%	-43.77%	-57.02%	-60.41%	-

Distribution permission

Austria, Germany, Switzerland, Luxembourg

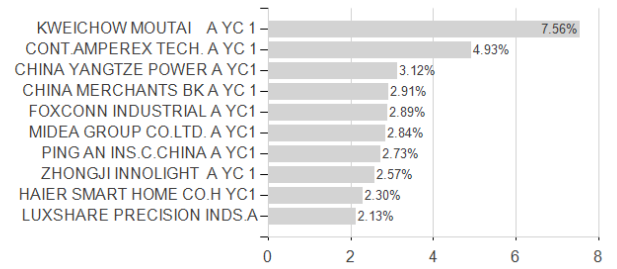
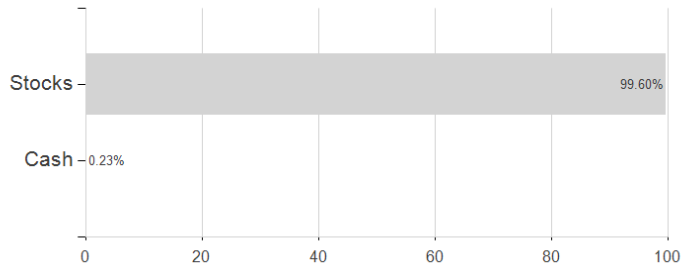
¹ Important note on update status: The displayed date refers exclusively to the calculation of the NAV.² The Mountain-View Data Fund Rating calculates a comparative ranking for funds using yield, volatility and trend data. For more information visit [MVD Funds Rating](#)³ Displays the Ethical-Dynamical Ratio calculated according to standard criteria. The maximum value is 100. For more information visit [EDA](#)

JPM China A-Share Opportunities I (dist) - USD / LU1255012491 / A14VZS / JPMorgan AM (EU)

Assessment Structure

Assets

Largest positions



Countries

Branches

Currencies

