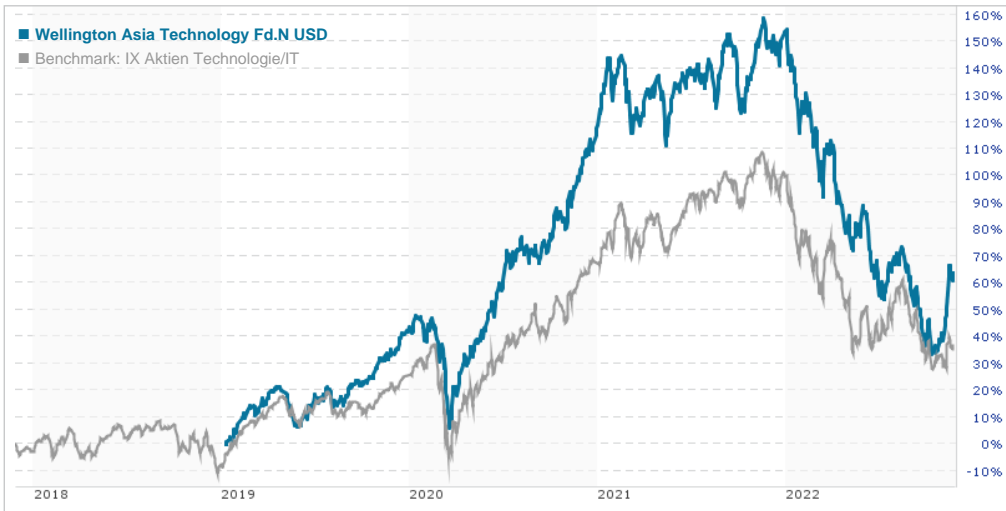


**Wellington Asia Technology Fd.N USD / LU1751346971 / A2JD4D / Wellington (LU)**

Last 11/23/2022 <sup>1</sup> <b>10.95 USD</b>	Region Asia	Branch Sector Technology	Type of yield reinvestment	Type Equity Fund
--	----------------	-----------------------------	-------------------------------	---------------------



Risk key figures						
SRR1	1	2	3	4	5	6
Mountain-View Funds Rating	EDA <sup>2</sup>					
	▲ ▲ ▲ ▲ ▲ ▲					
Yearly Performance						
2021	+16.02%					
2020	+53.81%					
2019	+42.16%					

Master data		Conditions		Other figures	
Fund type	Single fund	Issue surcharge	0.00%	Minimum investment	USD 5,000.00
Category	Equity	Planned administr. fee	0.00%	Savings plan	-
Sub category	Sector Technology	Deposit fees	0.00%	UCITS / OGAW	Yes
Fund domicile	Luxembourg	Redemption charge	0.00%	Performance fee	0.00%
Tranch volume	(11/23/2022) USD 62,67 Mio.	Ongoing charges	(12/31/2021) 1.24%	Redeployment fee	0.00%
Total volume	(11/23/2022) USD 246,69 Mio.	Dividends		Investment company	
Launch date	3/14/2018	Wellington (LU)			
KEST report funds	Yes	280 Congress Street, 02210, Boston, Massachusetts			
Business year start	01.01.	United States of America			
Sustainability type	-	https://www.wellington.com			
Fund manager	Anita Killian				

Performance	1M	6M	YTD	1Y	2Y	3Y	5Y	Since start
Performance	+21.24%	-10.05%	-35.43%	-35.73%	-17.55%	+22.88%	-	+63.81%
Performance p.a.	-	-	-	-35.73%	-9.20%	+7.11%	-	+13.60%
Sharpe ratio	31.01	-0.78	-1.54	-1.48	-0.51	0.24	-	0.57
Volatility	30.31%	26.69%	26.37%	25.45%	21.83%	22.23%	0.00%	20.66%
Worst month	-	-15.60%	-15.60%	-15.60%	-15.60%	-15.60%	0.00%	-15.60%
Best month	-	17.44%	17.44%	17.44%	17.44%	17.44%	0.00%	17.44%
Maximum loss	-3.34%	-29.29%	-47.49%	-47.52%	-48.29%	-48.29%	0.00%	-
Outperformance	-	-	0.00%	-	-	-	-	-

**Distribution permission**

Austria, Germany

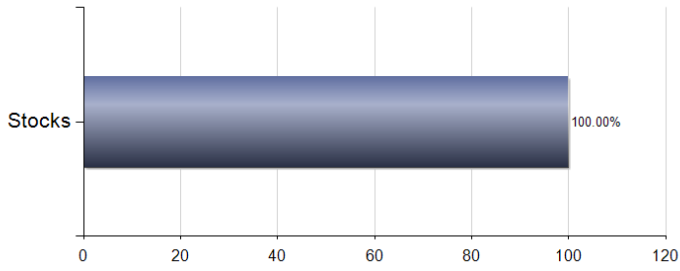
<sup>1</sup> Important note on update status: The displayed date refers exclusively to the calculation of the NAV.

<sup>2</sup> Displays the Ethical-Dynamical Ratio calculated according to standard criteria. The maximum value is 100. For more information visit <http://www.mountain-view.com/MVD-Fonds-Rating.pdf>

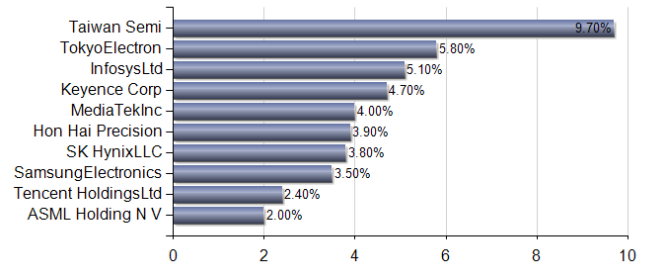
**Wellington Asia Technology Fd.N USD / LU1751346971 / A2JD4D / Wellington (LU)**

**Assessment Structure**

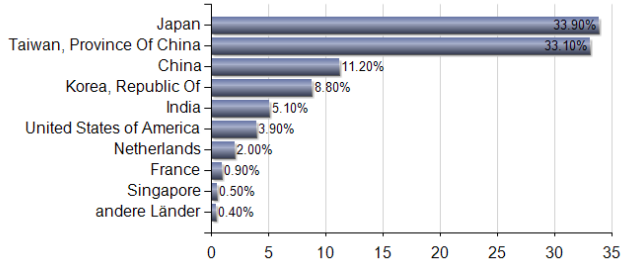
**Assets**



**Largest positions**



**Countries**



**Branches**

