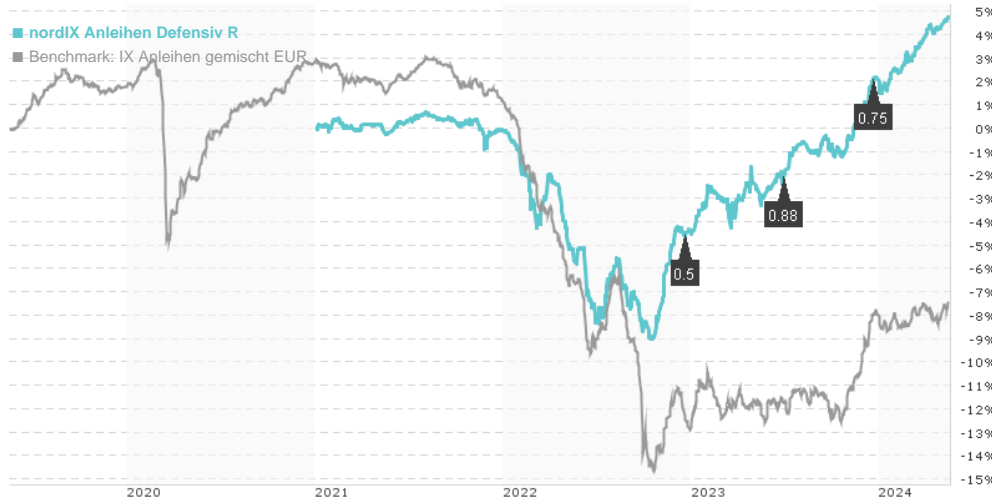


## nordIX Anleihen Defensiv R / DE000A2QCX86 / A2QCX8 / Universal-Investment

Last 05/16/2024 <sup>1</sup>	Region	Branch	Type of yield	Type
101.46 EUR	Worldwide	Bonds: Mixed	paying dividend	Fixed-Income Fund



## Risk key figures

SRI 1 2 3 4 5 6 7

Mountain-View Funds Rating<sup>2</sup>EDA<sup>3</sup> 74

## Yearly Performance

2023	+6.85%
2022	-4.38%
2021	0.00%

Master data		Conditions		Other figures	
Fund type	Single fund	Issue surcharge	3.00%	Minimum investment	UNT 0
Category	Bonds	Planned administr. fee	0.00%	Savings plan	Yes
Sub category	Bonds: Mixed	Deposit fees	0.10%	UCITS / OGAW	Yes
Fund domicile	Germany	Redemption charge	0.00%	Performance fee	20.00%
Tranch volume	(05/16/2024) EUR 7.11 mill.	Ongoing charges	-	Redeployment fee	0.00%
Total volume	(05/16/2024) EUR 90.26 mill.	Dividends		Investment company	
Launch date	1/4/2021	21.12.2023	0.75 EUR	Universal-Investment Theodor-Heuss-Allee 70, 60486, Frankfurt am Main Germany <a href="https://www.universal-investment.com">https://www.universal-investment.com</a>	
KEST report funds	No	30.06.2023	0.88 EUR		
Business year start	01.01.	19.12.2022	0.50 EUR		
Sustainability type	-	13.12.2021	0.50 EUR		
Fund manager	-	24.06.2021	0.50 EUR		

Performance	1M	6M	YTD	1Y	2Y	3Y	5Y	Since start
Performance	+0.66%	+4.53%	+2.55%	+8.02%	+10.48%	+4.93%	-	+4.77%
Performance p.a.	-	-	-	+8.00%	+5.10%	+1.62%	-	+1.39%
Sharpe ratio	3.87	3.49	2.21	2.17	0.46	-0.81	-	-0.94
Volatility	1.18%	1.58%	1.45%	1.94%	2.84%	2.71%	0.00%	2.58%
Worst month	-	0.30%	0.30%	-0.92%	-3.27%	-3.27%	0.00%	-3.27%
Best month	-	1.62%	1.32%	1.62%	3.47%	3.47%	0.00%	3.47%
Maximum loss	-0.13%	-0.68%	-0.48%	-0.87%	-4.12%	-9.65%	0.00%	-

## Distribution permission

Austria, Germany

<sup>1</sup> Important note on update status: The displayed date refers exclusively to the calculation of the NAV.

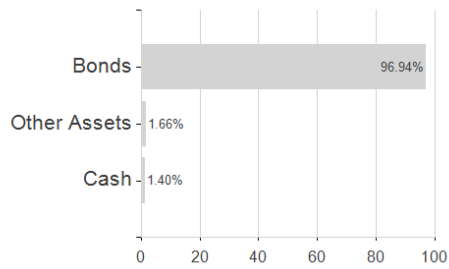
<sup>2</sup> The Mountain-View Data Fund Rating calculates a comparative ranking for funds using yield, volatility and trend data. For more information visit [MVD Funds Rating](#)

<sup>3</sup> Displays the Ethical-Dynamical Ratio calculated according to standard criteria. The maximum value is 100. For more information visit [EDA](#)

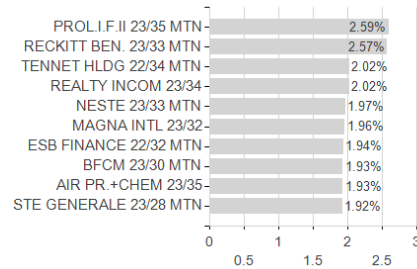
## nordIX Anleihen Defensiv R / DE000A2QCX86 / A2QCX8 / Universal-Investment

### Assessment Structure

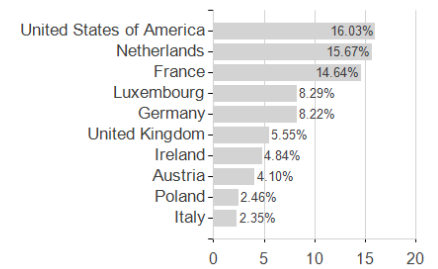
#### Assets



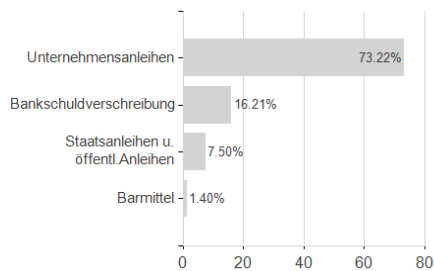
#### Largest positions



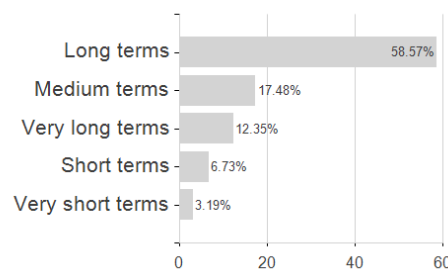
#### Countries



#### Issuer



#### Duration



#### Currencies

