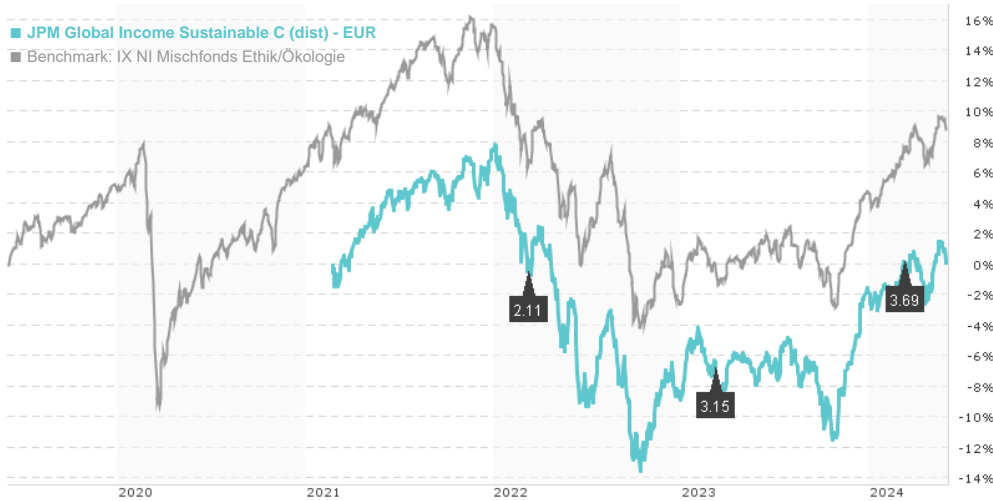


JPM Global Income Sustainable C (dist) - EUR / LU2279690676 / A2QL49 / JPMorgan AM (EU)

Last 05/30/2024 ¹	Region	Branch	Type of yield	Type
90.94 EUR	Worldwide	Mixed fund/flexible	paying dividend	Mixed Fund

■ JPM Global Income Sustainable C (dist) - EUR
■ Benchmark: IX NI Mischfonds Ethik/Ökologie



Risk key figures

SRI 1 2 3 4 5 6 7

Mountain-View Funds Rating²EDA³ 74

Yearly Performance

2023	+7.89%
2022	-15.18%

Master data		Conditions		Other figures	
Fund type	Single fund	Issue surcharge	0.00%	Minimum investment	USD 10,000,000.00
Category	Mixed Fund	Planned administr. fee	0.00%	Savings plan	-
Sub category	Mixed fund/flexible	Deposit fees	0.00%	UCITS / OGAW	Yes
Fund domicile	Luxembourg	Redemption charge	0.00%	Performance fee	0.00%
Tranch volume	(05/30/2024) EUR 0.245 mill.	Ongoing charges	-	Redeployment fee	0.00%
Total volume	(05/30/2024) EUR 99.29 mill.	Dividends		Investment company	
Launch date	2/22/2021	08.03.2024	3.69 EUR	JPMorgan AM (EU)	
KESr report funds	Yes	08.03.2023	3.15 EUR	PO Box 275, 2012, Luxembourg	
Business year start	01.01.	08.03.2022	2.11 EUR	Luxembourg	
Sustainability type	Ethics/ecology			https://www.jpmorganassetmanagement.de	
Fund manager	M. Schoenhaut, E. Bernbaum, G. Herbert				

Performance	1M	6M	YTD	1Y	2Y	3Y	5Y	Since start
Performance	+1.37%	+6.17%	+1.76%	+8.11%	+2.54%	-3.83%	-	+0.13%
Performance p.a.	-	-	-	+8.08%	+1.26%	-1.29%	-	+0.04%
Sharpe ratio	2.54	1.54	0.10	0.68	-0.35	-0.70	-	-0.53
Volatility	5.61%	5.85%	5.72%	6.32%	7.23%	7.22%	0.00%	7.11%
Worst month	-	-2.11%	-2.11%	-2.82%	-7.03%	-7.03%	0.00%	-7.03%
Best month	-	5.92%	4.33%	5.92%	5.92%	5.92%	0.00%	5.92%
Maximum loss	-1.39%	-3.39%	-3.39%	-7.03%	-11.58%	-19.87%	0.00%	-

Distribution permission

Austria, Germany, Switzerland, Luxembourg

¹ Important note on update status: The displayed date refers exclusively to the calculation of the NAV.

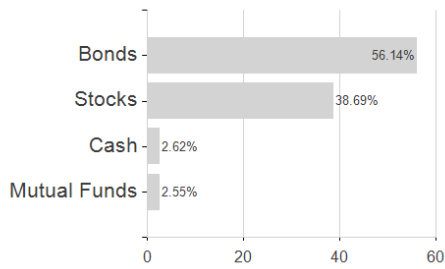
² The Mountain-View Data Fund Rating calculates a comparative ranking for funds using yield, volatility and trend data. For more information visit [MVD Funds Rating](#)

³ Displays the Ethical-Dynamical Ratio calculated according to standard criteria. The maximum value is 100. For more information visit [EDA](#)

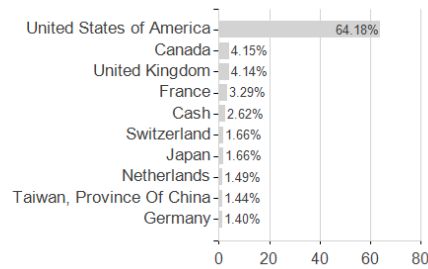
JPM Global Income Sustainable C (dist) - EUR / LU2279690676 / A2QL49 / JPMorgan AM (EU)

Assessment Structure

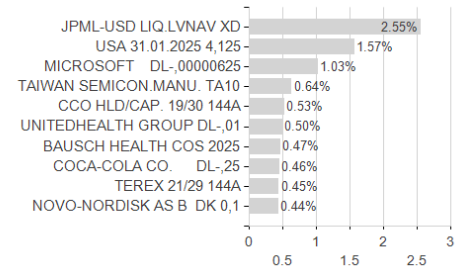
Assets



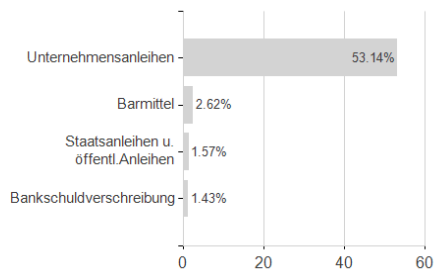
Countries



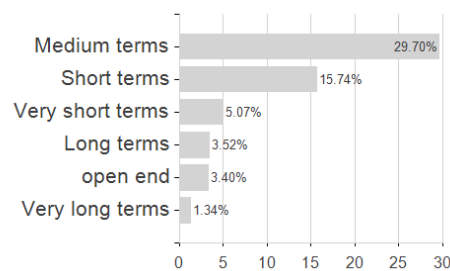
Largest positions



Issuer



Duration



Currencies

