

## JPM Global Dividend I (div) - USD / LU2093775513 / A2PW1B / JPMorgan AM (EU)

Last 05/28/2024 <sup>1</sup>	Region	Branch	Type of yield	Type
142.07 USD	Worldwide	Mixed Sectors	paying dividend	Equity Fund



### Risk key figures

SRI 1 2 3 4 5 6 7

Mountain-View Funds Rating<sup>2</sup> EDA<sup>3</sup>

59

### Yearly Performance

2023	+15.62%
2022	-8.29%
2021	+23.13%
2020	+14.80%

Master data		Conditions		Other figures	
Fund type	Single fund	Issue surcharge	0.00%	Minimum investment	USD 10,000,000.00
Category	Equity	Planned administr. fee	0.00%	Savings plan	-
Sub category	Mixed Sectors	Deposit fees	0.00%	UCITS / OGAW	Yes
Fund domicile	Luxembourg	Redemption charge	0.00%	Performance fee	0.00%
Tranch volume	(05/28/2024) USD 216.20 mill.	Ongoing charges	-	Redeployment fee	0.00%
Total volume	(05/28/2024) USD 4,636.41 mill.	<b>Dividends</b>		<b>Investment company</b>	
Launch date	12/20/2019	08.05.2024	0.97 USD	JPMorgan AM (EU) PO Box 275, 2012, Luxembourg Luxembourg <a href="https://www.jpmorganassetmanagement.de">https://www.jpmorganassetmanagement.de</a>	
KESr report funds	Yes	08.02.2024	0.98 USD		
Business year start	01.01.	08.11.2023	0.93 USD		
Sustainability type	-	08.08.2023	0.97 USD		
Fund manager	Helge Skibeli, Sam Witherow, Michael Rossi	11.05.2023	0.95 USD		

Performance	1M	6M	YTD	1Y	2Y	3Y	5Y	Since start
Performance	+3.36%	+12.87%	+6.80%	+16.63%	+22.54%	+21.64%	-	+60.40%
Performance p.a.	-	-	-	+16.68%	+10.73%	+6.74%	-	+11.23%
Sharpe ratio	5.56	2.57	1.47	1.33	0.51	0.21	-	0.43
Volatility	8.58%	9.28%	9.50%	9.74%	13.73%	14.07%	0.00%	17.34%
Worst month	-	-2.37%	-2.37%	-3.35%	-8.13%	-8.13%	-12.47%	-12.47%
Best month	-	7.24%	5.40%	7.24%	7.84%	7.84%	16.62%	16.62%
Maximum loss	-1.27%	-4.18%	-4.18%	-9.44%	-15.64%	-21.93%	0.00%	-

### Distribution permission

Austria, Germany, Switzerland, Luxembourg

<sup>1</sup> Important note on update status: The displayed date refers exclusively to the calculation of the NAV.

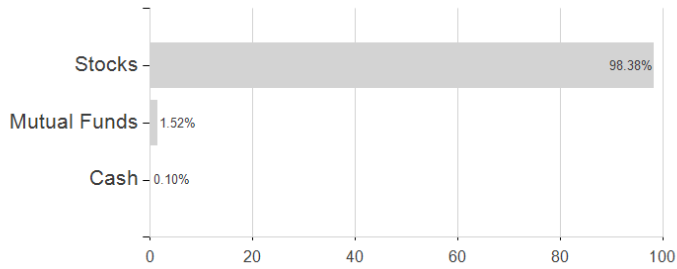
<sup>2</sup> The Mountain-View Data Fund Rating calculates a comparative ranking for funds using yield, volatility and trend data. For more information visit [MVD Funds Rating](#)

<sup>3</sup> Displays the Ethical-Dynamical Ratio calculated according to standard criteria. The maximum value is 100. For more information visit [EDA](#)

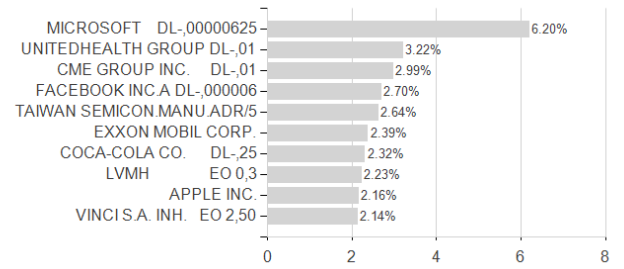
## JPM Global Dividend I (div) - USD / LU2093775513 / A2PW1B / JPMorgan AM (EU)

### Assessment Structure

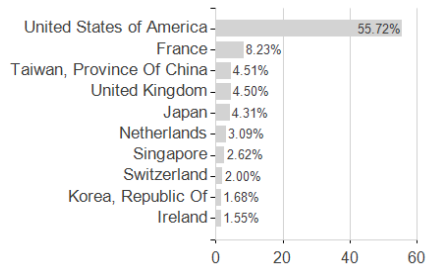
#### Assets



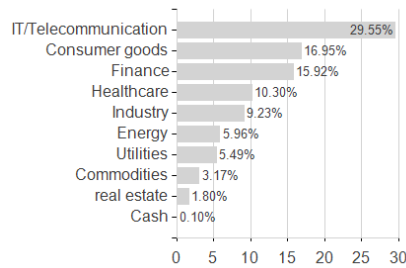
#### Largest positions



#### Countries



#### Branches



#### Currencies

