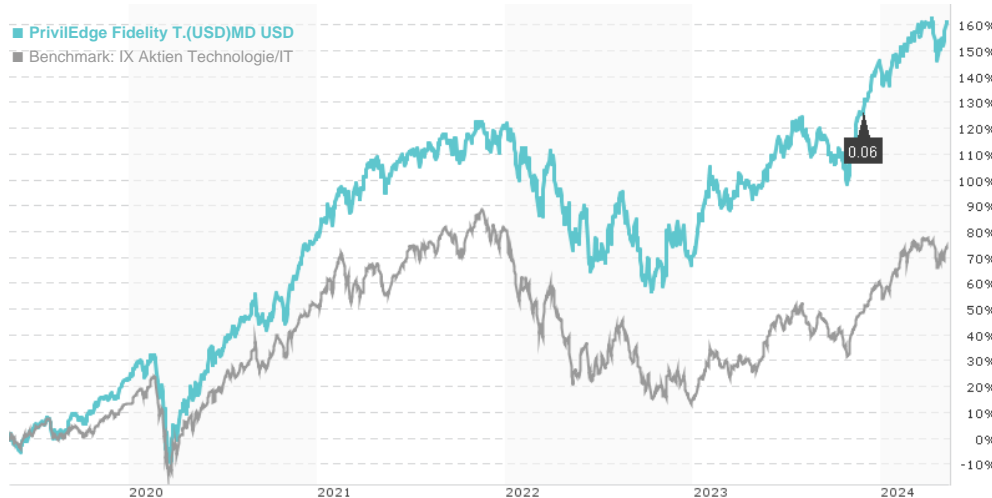


PrivilEdge Fidelity T.(USD)MD USD / LU1390458237 / A2AGH3 / Lombard Odier F.(EU)

Last 05/08/2024 ¹	Region	Branch	Type of yield	Type
93.89 USD	Worldwide	Sector Technology	paying dividend	Equity Fund



Risk key figures

SRI 1 2 3 4 **5** 6 7

Mountain-View Funds Rating² EDA³

70

Yearly Performance

2023	+43.67%
2022	-22.51%
2021	+22.40%
2020	+46.00%
2019	+45.41%

Master data		Conditions		Other figures	
Fund type	Single fund	Issue surcharge	5.00%	Minimum investment	EUR 3,000.00
Category	Equity	Planned administr. fee	0.00%	Savings plan	-
Sub category	Sector Technology	Deposit fees	0.00%	UCITS / OGAW	Yes
Fund domicile	Luxembourg	Redemption charge	0.00%	Performance fee	0.00%
Tranch volume	(05/08/2024) USD 28.49 mill.	Ongoing charges	-	Redeployment fee	0.00%
Total volume	(05/08/2024) USD 678.05 mill.	Dividends		Investment company	
Launch date	7/1/2016	27.11.2023	0.06 USD	Lombard Odier F.(EU)	
KESr report funds	Yes	291, route d'Arlon, L-1150, Luxembourg			
Business year start	01.10.	Luxembourg			
Sustainability type	-	https://www.lombardodier.com			
Fund manager	Fidelity International Limited				

Performance	1M	6M	YTD	1Y	2Y	3Y	5Y	Since start
Performance	+0.12%	+22.27%	+6.49%	+31.68%	+48.58%	+29.37%	+149.89%	+370.98%
Performance p.a.	-	-	-	+31.58%	+21.93%	+8.97%	+20.08%	+21.79%
Sharpe ratio	-0.15	3.96	1.29	2.17	0.91	0.26	0.75	0.95
Volatility	15.88%	11.66%	12.43%	12.82%	20.01%	19.51%	21.67%	19.01%
Worst month	-	-3.44%	-3.44%	-3.94%	-10.86%	-10.86%	-11.05%	-11.05%
Best month	-	14.05%	6.52%	14.05%	14.29%	14.29%	15.85%	15.85%
Maximum loss	-6.33%	-6.33%	-6.33%	-11.65%	-19.61%	-29.50%	-31.50%	-

Distribution permission

Austria, Germany, Switzerland, Luxembourg

¹ Important note on update status: The displayed date refers exclusively to the calculation of the NAV.

² The Mountain-View Data Fund Rating calculates a comparative ranking for funds using yield, volatility and trend data. For more information visit [MVD Funds Rating](#)

³ Displays the Ethical-Dynamical Ratio calculated according to standard criteria. The maximum value is 100. For more information visit [EDA](#)

PrivilEdge Fidelity T.(USD)MD USD / LU1390458237 / A2AGH3 / Lombard Odier F.(EU)

Investment strategy

The Sub-Fund's securities will generally be similar to those of the Benchmark but the security weightings are expected to differ materially. The Investment Manager may also select securities not included in the Benchmark in order to take advantage of investment opportunities. The Sub-Fund aims to generate capital growth over the long term with a level of income expected to be low. It mainly invests in shares issued by companies worldwide that will provide or benefit from technological advances and improvements in relation to products, processes or services. Even if a large part of the underlying shares will be incorporated in North America or Europe, the Investment Manager keep his freedom to invest outside these countries, like in Asia and in other Emerging Markets.

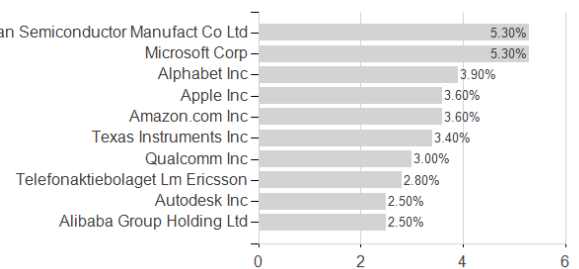
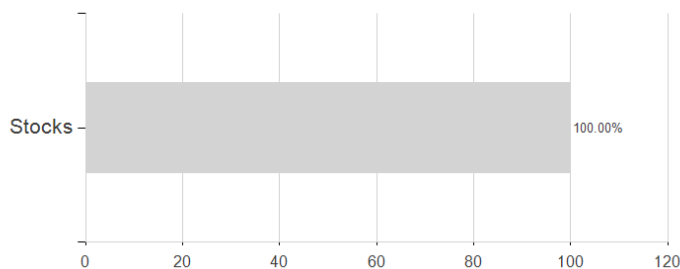
Investment goal

The Sub-Fund is actively managed in reference to a benchmark. The MSCI AC Information Technology USD (the "Benchmark") is used for performance comparison and for internal risk monitoring purposes only, without implying any particular constraints to the Sub-Fund's investments.

Assessment Structure

Assets

Largest positions



Countries

Branches

Currencies

