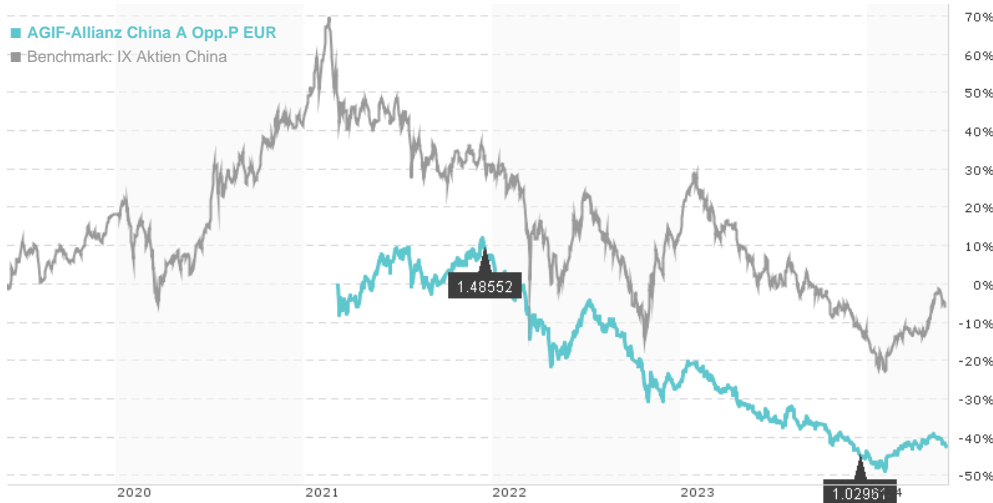


AGIF-Allianz China A Opp.P EUR / LU2306818217 / A2QPY5 / Allianz GI.Investors

Last 05/31/2024 ¹	Country	Branch	Type of yield	Type
577.44 EUR	China	Mixed Sectors	paying dividend	Equity Fund



Risk key figures

SRI 1 2 3 4 5 6 7

Mountain-View Funds Rating²EDA³ 71

Yearly Performance

2023 -23.74%

2022 -31.06%

Master data		Conditions		Other figures	
Fund type	Single fund	Issue surcharge	2.00%	Minimum investment	EUR 3,000,000.00
Category	Equity	Planned administr. fee	0.00%	Savings plan	-
Sub category	Mixed Sectors	Deposit fees	0.00%	UCITS / OGAW	Yes
Fund domicile	Luxembourg	Redemption charge	0.00%	Performance fee	0.00%
Tranch volume	(05/31/2024) EUR 0.018 mill.	Ongoing charges	-	Redeployment fee	0.00%
Total volume	(04/19/2024) EUR 199.65 mill.	Dividends		Investment company	
Launch date	3/5/2021	15.12.2023	1.03 EUR	Allianz GI.Investors Bockenheimer Landstraße 42-44, 60323, Frankfurt am Main Germany https://www.allianzgi.com	
KESr report funds	No	15.12.2021	1.49 EUR		
Business year start	01.10.				
Sustainability type	-				
Fund manager	Shao Ping Guan				

Performance	1M	6M	YTD	1Y	2Y	3Y	5Y	Since start
Performance	-3.96%	-1.66%	+2.54%	-11.50%	-31.66%	-46.34%	-	-42.07%
Performance p.a.	-	-	-	-11.48%	-17.31%	-18.72%	-	-15.50%
Sharpe ratio	-4.10	-0.44	0.15	-0.94	-1.23	-1.20	-	-1.01
Volatility	10.14%	16.24%	16.57%	16.25%	17.13%	18.79%	0.00%	19.18%
Worst month	-	-7.51%	-7.51%	-7.51%	-13.55%	-13.55%	0.00%	-13.55%
Best month	-	9.04%	9.04%	9.04%	9.40%	9.40%	0.00%	9.40%
Maximum loss	-5.34%	-12.96%	-7.72%	-25.15%	-46.69%	-54.30%	0.00%	-

Distribution permission

Austria, Germany, Switzerland

¹ Important note on update status: The displayed date refers exclusively to the calculation of the NAV.² The Mountain-View Data Fund Rating calculates a comparative ranking for funds using yield, volatility and trend data. For more information visit [MVD Funds Rating](#)³ Displays the Ethical-Dynamical Ratio calculated according to standard criteria. The maximum value is 100. For more information visit [EDA](#)

AGIF-Allianz China A Opp.P EUR / LU2306818217 / A2QPY5 / Allianz GI.Investors

Investment strategy

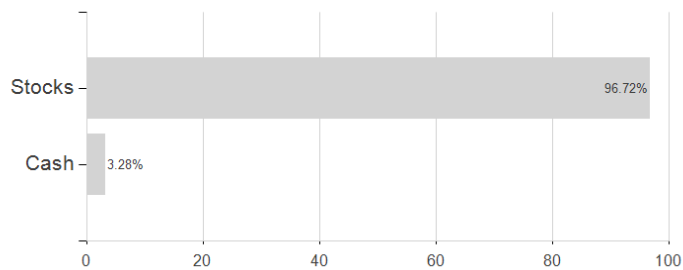
Min. 70% of Sub-Fund assets are invested in China A-Shares of large capitalized companies which are listed and/or traded on Equity Markets of the PRC in accordance with the ESG Score Strategy. Large capitalized companies are companies whose market capitalization is at least RMB 30 billion at the time of acquisition. Max. 30% of Sub-Fund assets may be invested in Equities other than described in the investment objective in accordance with the ESG Scores Strategy whereas max. 20% of Sub-Fund asset may be invested in Equities of PRC markets other than China A-Shares market (e.g. China B-Shares and China HShares) and max. 10% of Sub-Fund assets may be invested in Equities outside PRC. Max. 25% of Sub Fund assets may be held directly in time deposits and/or (up to 20% of Sub-Fund assets) in deposits at sight and/or invested in Money Market Instruments and/or (up to 10% of Sub-Fund assets) in money market funds for liquidity management. Max. 10% of Sub-Fund assets may be invested in UCITS and/or UCI. Sub-Fund classifies as "equity-fund" according to German Investment Tax Act (GITA).

Investment goal

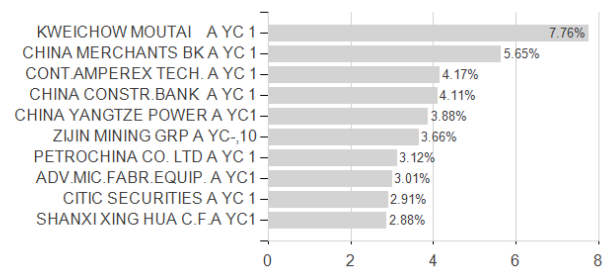
Long-term capital growth by investing in China A-Shares Equity Markets of the PRC with a focus on large capitalization companies in accordance with the ESG Score Strategy. In this context, the aim is to outperform the Sub-Fund's weighted average ESG score compared to weighted average ESG score of Sub-Fund's Benchmark to achieve the investment objective. The Sub-Fund follows the ESG Score Strategy which aims to measure an issuer's resilience to long-term risks across the three pillars of Environment, Social and Governance. The aforesaid ESG pillars will be addressed by outperforming the Sub-Fund's weighted average ESG score of issuers whose shares have been acquired by the Sub-Fund compared to the weighted average ESG Score of Sub-Fund's Benchmark with simultaneous application of certain minimum exclusion criteria for direct investments.

Assessment Structure

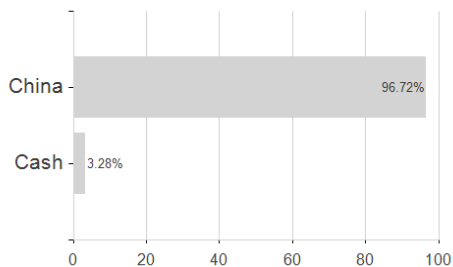
Assets



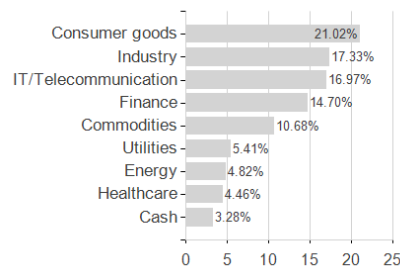
Largest positions



Countries



Branches



Currencies

