

WisdomTree EM ex-State-O.Ent.Scr.UE / IE00BM9TSP27 / A2QPTX / Wisdom Tree M.

| Last 05/21/2024 ¹ | Region | Branch | Type of yield | Type |
|------------------------------|------------------|------------|---------------|----------------------|
| 21.18 USD | Emerging Markets | ETF Stocks | reinvestment | Alternative Investm. |



Risk key figures

SRI 1 2 3 4 5 6 7

Mountain-View Funds Rating² EDA³

77

Yearly Performance

2023 +9.90%

2022 -24.72%

| Master data | | Conditions | | Other figures | |
|---------------------|--------------------------------|--|-------|--------------------|-------|
| Fund type | Single fund | Issue surcharge | 0.00% | Minimum investment | UNT 1 |
| Category | Equity | Planned administr. fee | 0.00% | Savings plan | - |
| Sub category | ETF Stocks | Deposit fees | 0.00% | UCITS / OGAW | Yes |
| Fund domicile | Ireland | Redemption charge | 0.00% | Performance fee | 0.00% |
| Tranch volume | (05/21/2024) USD 16.10 mill. | Ongoing charges | - | Redeployment fee | 0.00% |
| Total volume | (05/21/2024) USD 16.10 mill. | Dividends | | Investment company | |
| Launch date | 8/18/2021 | Wisdom Tree M. | | | |
| KESr report funds | Yes | 31-41 Worship Street, EC2A 2DX, London | | | |
| Business year start | 01.01. | United Kingdom | | | |
| Sustainability type | - | https://www.wisdomtree.eu | | | |
| Fund manager | Irish Life Investment Managers | | | | |

| Performance | 1M | 6M | YTD | 1Y | 2Y | 3Y | 5Y | Since start |
|------------------|--------|---------|--------|---------|---------|---------|-------|-------------|
| Performance | +8.30% | +10.36% | +5.54% | +13.43% | +8.48% | - | - | -14.41% |
| Performance p.a. | - | - | - | +13.43% | +4.16% | - | - | -5.48% |
| Sharpe ratio | 16.57 | 1.54 | 0.94 | 0.74 | 0.02 | - | - | -0.55 |
| Volatility | 10.20% | 11.79% | 12.04% | 12.96% | 15.39% | 0.00% | 0.00% | 16.85% |
| Worst month | - | -5.37% | -5.37% | -6.09% | -12.22% | -12.22% | 0.00% | -12.22% |
| Best month | - | 8.10% | 4.77% | 8.10% | 11.78% | 11.78% | 0.00% | 11.78% |
| Maximum loss | -0.78% | -6.63% | -5.74% | -13.45% | -21.10% | 0.00% | 0.00% | - |

Distribution permission

Austria, Germany, Switzerland

¹ Important note on update status: The displayed date refers exclusively to the calculation of the NAV.

² The Mountain-View Data Fund Rating calculates a comparative ranking for funds using yield, volatility and trend data. For more information visit [MVD Funds Rating](#)

³ Displays the Ethical-Dynamical Ratio calculated according to standard criteria. The maximum value is 100. For more information visit [EDA](#)

WisdomTree EM ex-State-O.Ent.Scr.UE / IE00BM9TSP27 / A2QPTX / Wisdom Tree M.

Investment strategy

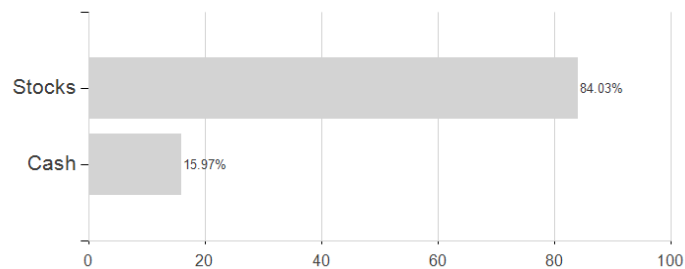
The Index is designed to track the performance of emerging markets stocks that are not state-owned enterprises, which is defined as government ownership of more than 20% of outstanding shares of companies. The Index also excludes companies which do not meet WisdomTree's ESG (environmental, social and governance) criteria. The Index employs a modified float-adjusted market capitalization weighting process to target the weights of countries in the universe prior to the removal of state-owned enterprises while also limiting sector deviations to 3% of the starting universe. The risk of not achieving the objective increases if the product is not held for the recommended holding period specified below. In order to achieve its objective, the Fund will employ a "passive management" (or indexing) investment approach and will invest in a portfolio of equity securities that so far as possible and practicable consists of a representative sample of the component securities of the Index.

Investment goal

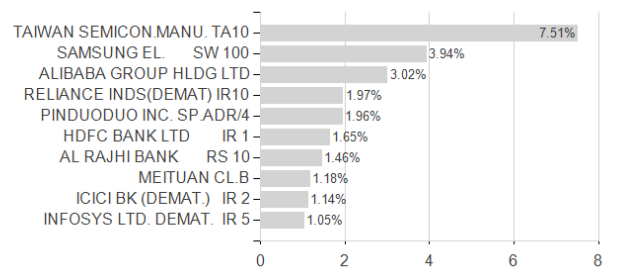
The Fund seeks to track the price and yield performance, before fees and expenses of the WisdomTree Emerging Markets ex-State-Owned Enterprises ESG Screened Index.

Assessment Structure

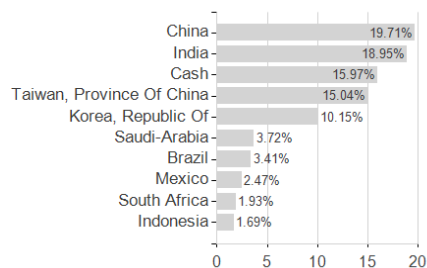
Assets



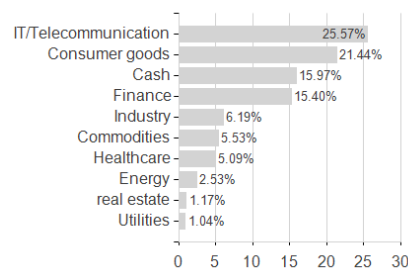
Largest positions



Countries



Branches



Currencies

