

## Schroder ISF As.Opp.IZ Acc USD / LU1875387349 / A2N6DE / Schroder IM (EU)

Last 05/27/2024 <sup>1</sup>	Region	Branch	Type of yield	Type
29.00 USD	Asia (excl. Japan)	Mixed Sectors	reinvestment	Equity Fund

■ Schroder ISF As.Opp.IZ Acc USD  
■ Benchmark: IX Aktien Asien ohne Japan



## Risk key figures

SRI 1 2 3 4 5 6 7

Mountain-View Funds Rating<sup>2</sup>EDA<sup>3</sup>

74

## Yearly Performance

2023	+1.76%
2022	-19.03%
2021	-3.41%
2020	+27.57%
2019	+24.03%

Master data		Conditions		Other figures	
Fund type	Single fund	Issue surcharge	0.00%	Minimum investment	USD 100,000,000.00
Category	Equity	Planned administr. fee	0.00%	Savings plan	-
Sub category	Mixed Sectors	Deposit fees	0.30%	UCITS / OGAW	Yes
Fund domicile	Luxembourg	Redemption charge	0.00%	Performance fee	0.00%
Tranch volume	(05/27/2024) USD 2,615.21 mill.	Ongoing charges	-	Redeployment fee	0.00%
Total volume	(05/27/2024) USD 5,774.46 mill.	Dividends		Investment company	
Launch date	9/12/2018			Schroder IM (EU)	
KESt report funds	Yes			5, rue Höhenhof, 1736, Senningerberg	
Business year start	01.01.			Luxembourg	
Sustainability type	-			<a href="https://www.schroders.com">https://www.schroders.com</a>	
Fund manager	Toby Hudson				

Performance	1M	6M	YTD	1Y	2Y	3Y	5Y	Since start
Performance	+4.32%	+10.45%	+8.21%	+9.98%	+7.47%	-19.51%	+25.99%	+29.71%
Performance p.a.	-	-	-	+10.01%	+3.66%	-6.97%	+4.72%	+4.66%
Sharpe ratio	5.27	1.38	1.30	0.43	-0.01	-0.60	0.05	0.05
Volatility	13.21%	13.30%	13.88%	14.44%	17.51%	17.96%	18.68%	18.42%
Worst month	-	-5.64%	-5.64%	-6.41%	-12.25%	-12.25%	-14.81%	-14.81%
Best month	-	5.09%	5.09%	5.09%	21.16%	21.16%	21.16%	21.16%
Maximum loss	-2.14%	-8.08%	-6.94%	-13.19%	-23.30%	-40.82%	-44.70%	-

## Distribution permission

Austria, Germany, Switzerland

<sup>1</sup> Important note on update status: The displayed date refers exclusively to the calculation of the NAV.

## Schroder ISF As.Opp.IZ Acc USD / LU1875387349 / A2N6DE / Schroder IM (EU)

2 The Mountain-View Data Fund Rating calculates a comparative ranking for funds using yield, volatility and trend data. For more information visit [MVD Funds Rating](#)

### Investment strategy

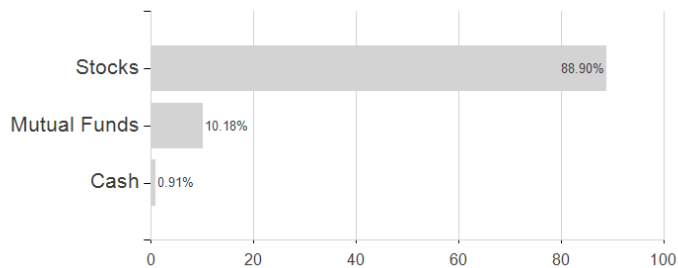
The fund is actively managed and invests at least two-thirds of its assets in equity and equity related securities of Asian companies (excluding Japan).

### Investment goal

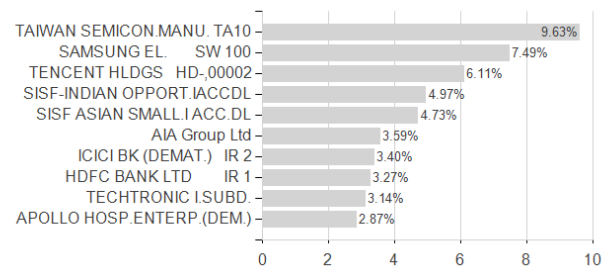
The fund aims to provide capital growth in excess of the MSCI AC Asia ex Japan (Net TR) Index after fees have been deducted over a three to five year period by investing in equities of Asian companies (excluding Japan).

### Assessment Structure

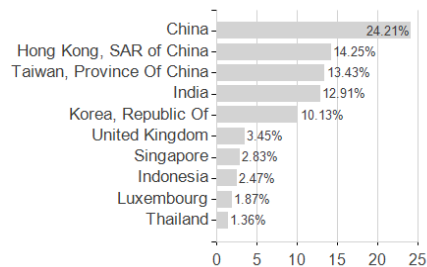
#### Assets



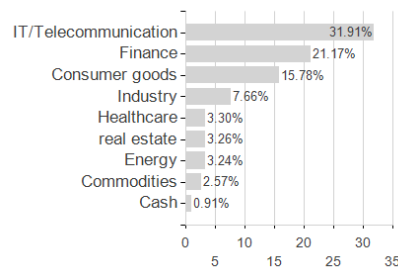
#### Largest positions



#### Countries



#### Branches



#### Currencies

