

Smart Volatility Plus EUR I01 / AT0000A2SRG9 / 0A2SRG / Erste AM

Last 05/17/2024 ¹	Region	Branch	Type of yield	Type
114.34 EUR	Worldwide	AI Volatility	Full reinvestment	Alternative Investm.

■ Smart Volatility Plus EUR I01
■ Benchmark: IX AI Volatility



Risk key figures

SRI 1 2 3 4 5 6 7

Mountain-View Funds Rating² EDA³

- -

Yearly Performance

2023 +14.05%

2022 -3.26%

Master data		Conditions		Other figures	
Fund type	Single fund	Issue surcharge	3.00%	Minimum investment	EUR 250,000.00
Category	Alternative Investments	Planned administr. fee	0.00%	Savings plan	-
Sub category	AI Volatility	Deposit fees	0.00%	UCITS / OGAW	Yes
Fund domicile	Austria	Redemption charge	0.00%	Performance fee	15.00%
Tranch volume	-	Ongoing charges	-	Redeployment fee	0.00%
Total volume	(05/17/2024) EUR 10.69 mill.	Dividends		Investment company	
Launch date	10/1/2021	Erste AM			
KESr report funds	Yes	Am Belvedere 1, 1100, Wien			
Business year start	01.08.	Austria			
Sustainability type	-	https://www.erste-am.at			
Fund manager	FTC Capital GmbH				

Performance	1M	6M	YTD	1Y	2Y	3Y	5Y	Since start
Performance	+1.81%	+4.30%	+2.67%	+11.98%	+20.76%	-	-	+14.34%
Performance p.a.	-	-	-	+11.94%	+9.88%	-	-	+5.25%
Sharpe ratio	5.55	1.46	0.95	1.72	0.96	-	-	0.18
Volatility	3.70%	3.44%	3.68%	4.74%	6.35%	0.00%	0.00%	8.04%
Worst month	-	-0.54%	-0.54%	-0.79%	-2.35%	-2.58%	0.00%	-2.58%
Best month	-	3.05%	1.08%	3.05%	3.48%	3.48%	0.00%	3.48%
Maximum loss	-0.27%	-1.47%	-1.47%	-2.61%	-5.02%	0.00%	0.00%	-

Distribution permission

Austria, Germany

¹ Important note on update status: The displayed date refers exclusively to the calculation of the NAV.

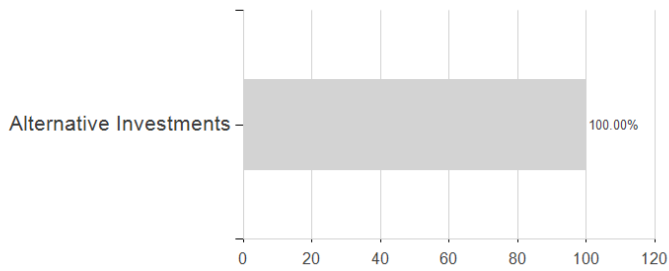
² The Mountain-View Data Fund Rating calculates a comparative ranking for funds using yield, volatility and trend data. For more information visit [MVD Funds Rating](#)

³ Displays the Ethical-Dynamical Ratio calculated according to standard criteria. The maximum value is 100. For more information visit [EDA](#)

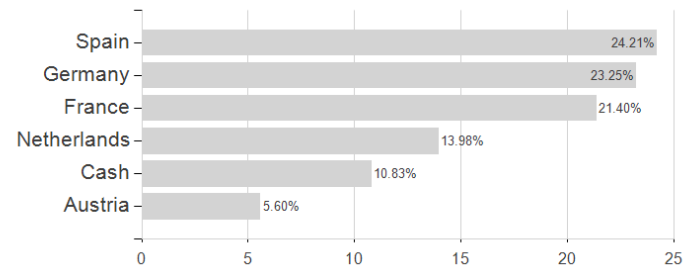
Smart Volatility Plus EUR I01 / AT0000A2SRG9 / 0A2SRG / Erste AM

Assessment Structure

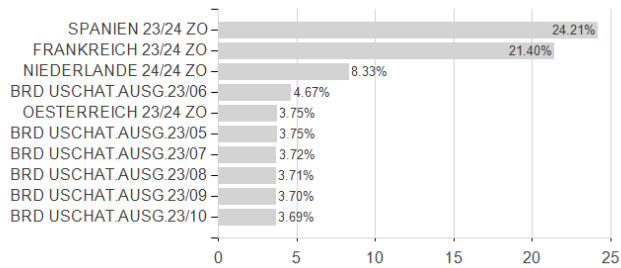
Assets



Countries



Largest positions



Currencies

