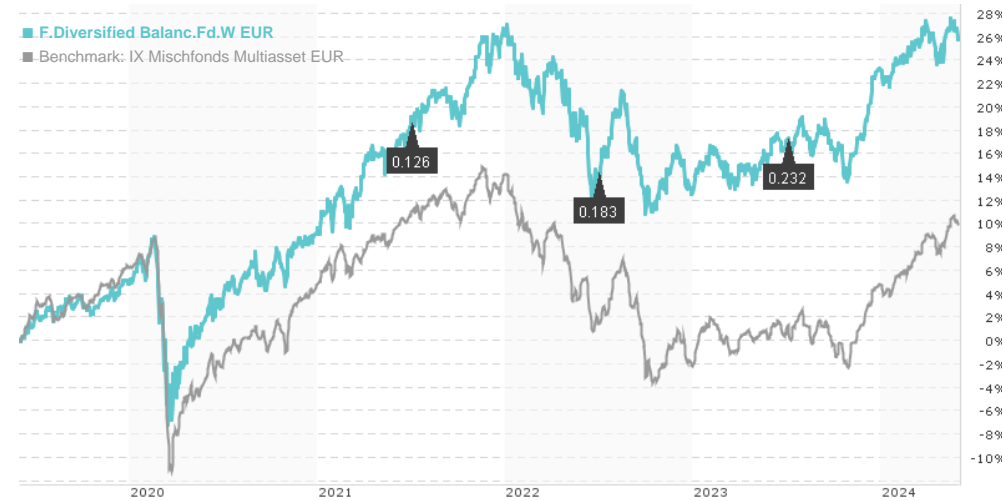


## F.Diversified Balanc.Fd.W EUR / LU1275825567 / A14YDJ / Franklin Templeton

Last 05/30/2024 <sup>1</sup>	Region	Branch	Type of yield	Type
9.70 EUR	Worldwide	Multi-asset	paying dividend	Mixed Fund



## Risk key figures

SRI 1 2 3 4 5 6 7

Mountain-View Funds Rating<sup>2</sup>EDA<sup>3</sup> 77

## Yearly Performance

2023	+9.47%
2022	-10.62%
2021	+15.00%
2020	+4.55%
2019	+8.81%

Master data		Conditions		Other figures	
Fund type	Single fund	Issue surcharge	0.00%	Minimum investment	USD 1,000.00
Category	Mixed Fund	Planned administr. fee	0.00%	Savings plan	-
Sub category	Multi-asset	Deposit fees	0.14%	UCITS / OGAW	Yes
Fund domicile	Luxembourg	Redemption charge	0.00%	Performance fee	0.00%
Tranch volume	(03/29/2024) USD 0.015 mill.	Ongoing charges	-	Redeployment fee	0.00%
Total volume	(03/29/2024) USD 210.52 mill.	Dividends		Investment company	
Launch date	9/4/2015	03.07.2023	0.23 EUR	Franklin Templeton Schottenring 16, 2.OG, 1010, Wien Austria <a href="https://www.franklintempleton.at">https://www.franklintempleton.at</a>	
KESr report funds	Yes	01.07.2022	0.18 EUR		
Business year start	01.07.	01.07.2021	0.13 EUR		
Sustainability type	-	01.07.2020	0.22 EUR		
Fund manager	Matthias Hoppe, Dominik Hoffmann, Stephanie Chan		01.07.2019	0.31 EUR	

Performance	1M	6M	YTD	1Y	2Y	3Y	5Y	Since start
Performance	+1.36%	+6.48%	+2.00%	+8.49%	+5.18%	+8.60%	+25.32%	+22.89%
Performance p.a.	-	-	-	+8.47%	+2.56%	+2.79%	+4.61%	+2.39%
Sharpe ratio	2.08	1.72	0.20	0.85	-0.19	-0.14	0.09	-0.19
Volatility	6.74%	5.65%	5.78%	5.55%	6.65%	7.13%	8.74%	7.40%
Worst month	-	-2.55%	-2.55%	-2.55%	-4.68%	-4.68%	-4.94%	-4.94%
Best month	-	4.39%	4.39%	4.39%	5.25%	5.25%	5.25%	5.25%
Maximum loss	-1.42%	-2.95%	-2.95%	-4.68%	-8.75%	-12.81%	-14.79%	-

## Distribution permission

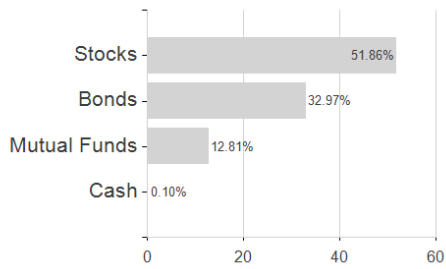
Austria, Germany, Switzerland, Luxembourg

<sup>1</sup> Important note on update status: The displayed date refers exclusively to the calculation of the NAV.<sup>2</sup> The Mountain-View Data Fund Rating calculates a comparative ranking for funds using yield, volatility and trend data. For more information visit [MVD Funds Rating](#)<sup>3</sup> Displays the Ethical-Dynamical Ratio calculated according to standard criteria. The maximum value is 100. For more information visit [EDA](#)

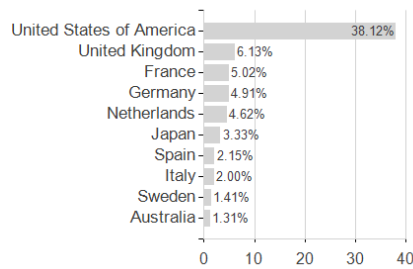
**F.Diversified Balanc.Fd.W EUR / LU1275825567 / A14YDJ / Franklin Templeton**

**Assessment Structure**

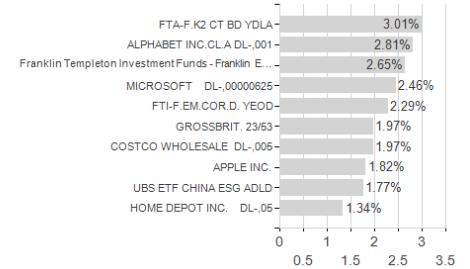
**Assets**



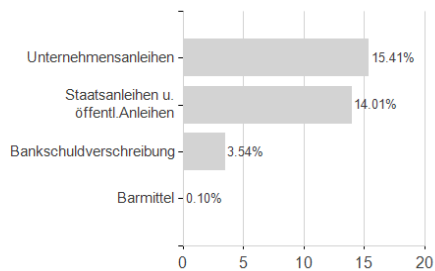
**Countries**



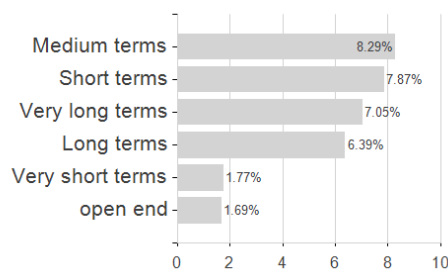
**Largest positions**



**Issuer**



**Duration**



**Currencies**

