

TT Contrarian Global - P / DE000A3CRQ67 / A3CRQ6 / IPConcept (LU)

Last 05/21/2024 ¹	Region	Branch	Type of yield	Type
129.12 EUR	Worldwide	Mixed Sectors	paying dividend	Equity Fund



Risk key figures

SRI 1 2 3 4 5 6 7

Mountain-View Funds Rating² EDA³

67

Yearly Performance

2023 +10.68%

2022 +6.01%

Master data		Conditions		Other figures	
Fund type	Single fund	Issue surcharge	3.00%	Minimum investment	UNT 0
Category	Equity	Planned administr. fee	0.00%	Savings plan	-
Sub category	Mixed Sectors	Deposit fees	0.05%	UCITS / OGAW	Yes
Fund domicile	Germany	Redemption charge	0.00%	Performance fee	0.00%
Tranch volume	(05/21/2024) EUR 36.82 mill.	Ongoing charges	-	Redeployment fee	0.00%
Total volume	(05/21/2024) EUR 64.11 mill.	Dividends		Investment company	
Launch date	12/1/2021	08.04.2024	1.18 EUR	IPConcept (LU)	
KESr report funds	Yes	11.04.2023	1.08 EUR	4, rue Thomas Edison, 1445, Strassen	
Business year start	01.01.			Luxembourg	
Sustainability type	-			http://www.ipconcept.com	
Fund manager	Peter E. Huber, David Meyer, Norbert Keimling				

Performance	1M	6M	YTD	1Y	2Y	3Y	5Y	Since start
Performance	+4.87%	+13.95%	+10.26%	+15.19%	+24.14%	-	-	+31.59%
Performance p.a.	-	-	-	+15.19%	+11.43%	-	-	+11.76%
Sharpe ratio	13.17	3.35	3.03	1.27	0.72	-	-	0.72
Volatility	5.93%	7.85%	8.31%	8.97%	10.61%	0.00%	0.00%	11.02%
Worst month	-	-1.97%	-1.97%	-4.11%	-7.50%	-7.50%	0.00%	-7.50%
Best month	-	5.69%	5.69%	5.69%	7.89%	7.89%	0.00%	7.89%
Maximum loss	-0.42%	-4.54%	-4.54%	-6.19%	-11.39%	0.00%	0.00%	-

Distribution permission

Germany

¹ Important note on update status: The displayed date refers exclusively to the calculation of the NAV.

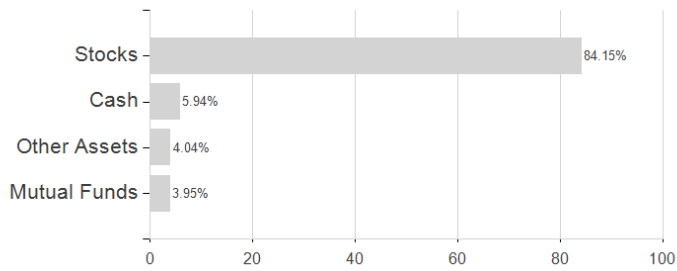
² The Mountain-View Data Fund Rating calculates a comparative ranking for funds using yield, volatility and trend data. For more information visit [MVD Funds Rating](#)

³ Displays the Ethical-Dynamical Ratio calculated according to standard criteria. The maximum value is 100. For more information visit [EDA](#)

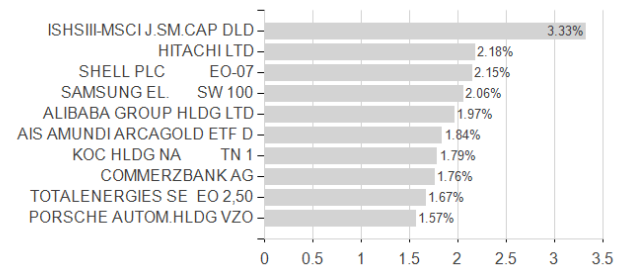
TT Contrarian Global - P / DE000A3CRQ67 / A3CRQ6 / IPConcept (LU)

Assessment Structure

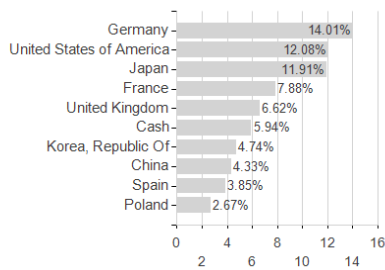
Assets



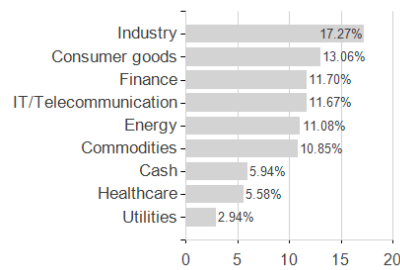
Largest positions



Countries



Branches



Currencies

