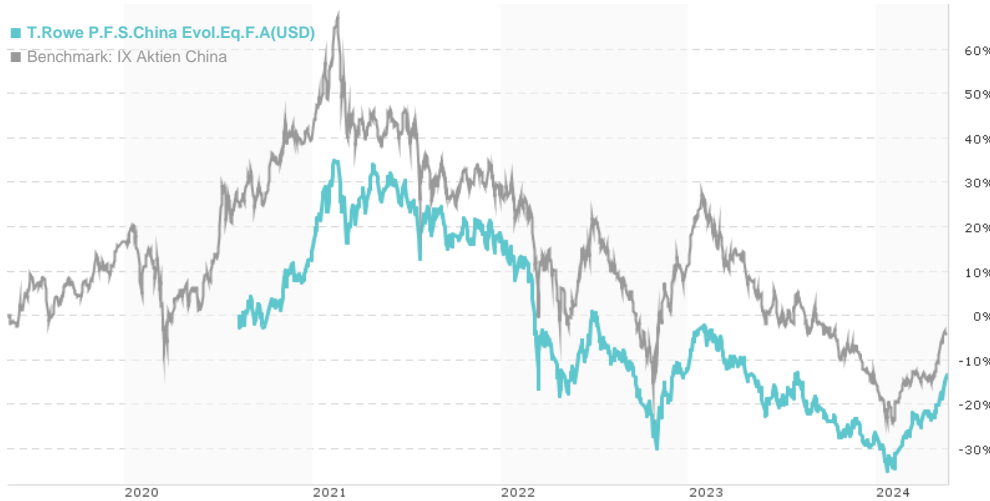


**T.Rowe P.F.S.China Evol.Eq.F.A(USD) / LU2187417386 / A2P9AN / T.Rowe Price M. (LU)**

Last 05/17/2024 <sup>1</sup>	Country	Branch	Type of yield	Type
<b>8.69 USD</b>	China	Mixed Sectors	reinvestment	Equity Fund



**Risk key figures**

SRI 1 2 3 4 **5** 6 7

Mountain-View Funds Rating<sup>2</sup> EDA<sup>3</sup>

▲▲▲▲▲▲ 79

**Yearly Performance**

2023	-16.19%
2022	-25.80%
2021	+2.85%

Master data		Conditions		Other figures	
Fund type	Single fund	Issue surcharge	5.00%	Minimum investment	USD 1,000.00
Category	Equity	Planned administr. fee	0.00%	Savings plan	-
Sub category	Mixed Sectors	Deposit fees	0.02%	UCITS / OGAW	Yes
Fund domicile	Luxembourg	Redemption charge	0.00%	Performance fee	0.00%
Tranch volume	(05/17/2024) USD 19.90 mill.	Ongoing charges	-	Redeployment fee	0.00%
Total volume	(05/17/2024) USD 217.02 mill.	Dividends		Investment company	
Launch date	8/10/2020	T.Rowe Price M. (LU)			
KESr report funds	Yes	100 East Pratt Street, MD 21202, Baltimore			
Business year start	01.01.	United States of America			
Sustainability type	-	<a href="https://www.troweprice.com">https://www.troweprice.com</a>			
Fund manager	Wenli Zheng				

Performance	1M	6M	YTD	1Y	2Y	3Y	5Y	Since start
Performance	+11.55%	+15.56%	+17.43%	+3.33%	-0.69%	-31.95%	-	-13.10%
Performance p.a.	-	-	-	+3.32%	-0.34%	-12.03%	-	-3.66%
Sharpe ratio	15.30	1.54	2.48	-0.02	-0.19	-0.68	-	-0.33
Volatility	17.93%	19.57%	20.18%	20.17%	22.14%	23.44%	0.00%	22.70%
Worst month	-	-10.41%	-10.41%	-10.71%	-13.12%	-13.12%	0.00%	-13.12%
Best month	-	11.46%	11.46%	11.46%	23.08%	23.08%	0.00%	23.08%
Maximum loss	-1.69%	-15.67%	-10.33%	-25.43%	-35.74%	-50.79%	0.00%	-

**Distribution permission**

Austria, Germany, Switzerland, Luxembourg

<sup>1</sup> Important note on update status: The displayed date refers exclusively to the calculation of the NAV.

<sup>2</sup> The Mountain-View Data Fund Rating calculates a comparative ranking for funds using yield, volatility and trend data. For more information visit [MVD Funds Rating](#)

<sup>3</sup> Displays the Ethical-Dynamical Ratio calculated according to standard criteria. The maximum value is 100. For more information visit [EDA](#)

## T.Rowe P.F.S.China Evol.Eq.F.A(USD) / LU2187417386 / A2P9AN / T.Rowe Price M. (LU)

### Investment strategy

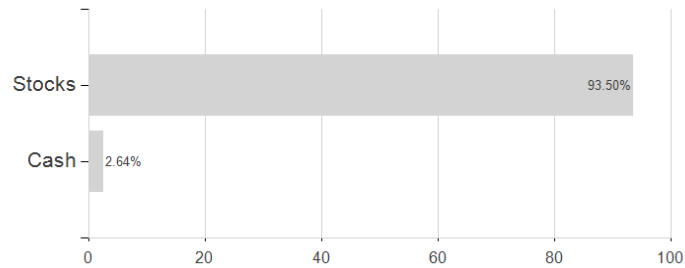
The fund is actively managed and invests mainly in a diversified portfolio of shares of Chinese companies and may have significant exposure to smaller capitalisation companies. The fund may use derivatives for hedging and efficient portfolio management.

### Investment goal

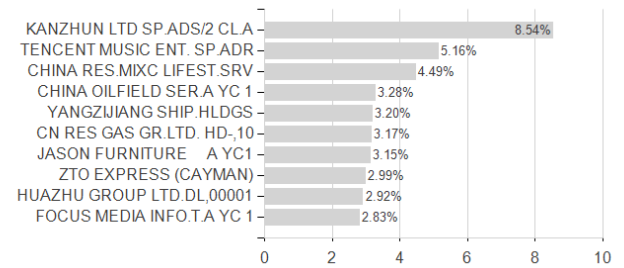
To increase the value of its shares, over the long term, through growth in the value of its investments.

### Assessment Structure

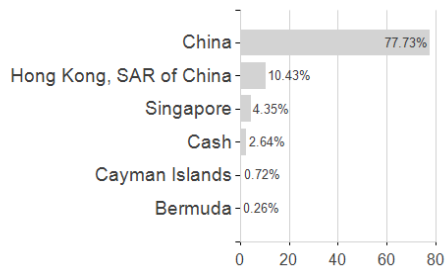
#### Assets



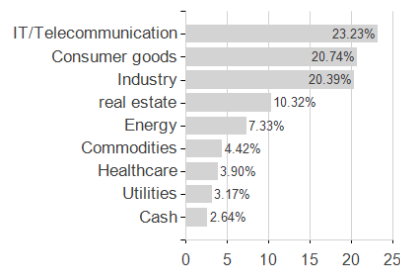
#### Largest positions



#### Countries



#### Branches



#### Currencies

